

YEAR 1

Home Learning

Week 5

Monday

Task 1 - Literacy - Read the Jack and the beanstalk story there is an ebook on twinkl <https://www.twinkl.co.uk/resource/jack-and-the-beanstalk-ebook-tp-1-52314> (you will need to create an account and use the code UKTWINKLHELPS) or if you cannot access this then read the short version below. Draw the main character in the story and write a sentence to describe him.

Task 2 - Maths - Can you find these shapes in your home? Cube, cuboid, cylinder, sphere. Can you describe how they are different?

Task 3 - Art - Nature collage - Can you use things you find in your garden to create your own nature collage in the style of Andy Goldsworthy. If you can not get outside you could use any objects in your home for example beads, cutlery, pencils, pens, gloves, socks, anything!

Tuesday

Task 1 - Literacy - Can you put the main events of the Jack and the beanstalk story below in the correct order from beginning to end? If you cannot print them off you could draw them in your home learning book instead.

Task 2 - Maths - Bond Bubbles - Log onto your purple mash and play the bond bubbles game. At the side there will be a number and you need to put two numbers together that add up to that total.

Task 3 - PE - Create your own fitness circuit or video - Using the ideas below create your own fitness circuit to keep you moving!

Wednesday

Task 1 - Literacy - Log into purple Mash and use the template to write your own version of the Jack and the beanstalk story. Maybe you will change a character? Maybe Jack will become friends with the giant? Maybe he will live in the giant's castle? If you want to you could write your story in your home learning book instead! Can you use the word 'and' to extend your sentences?

Task 2 - Maths - Counting socks or pairs - In your house can you count your socks? Your socks come in pairs so you will need to count in jumps of 2! You can use your numberline or hundred square to help you. Once you have done this can you find anything else in your house to count in pairs? What about in your garden? Can you write the 2 times tables in a list in your book?
2, 4, 6, 8 _____

Task 3 - Design and Technology - Junk modelling - Have a look through your recycling and see what you could use to create your own Golden harp or giants castle from the Jack and the beanstalk story. If you do not have any recycling you could use duplo or playdough or draw your design in your home learning book.

Thursday

Task 1 - Phonics - Log into your purple mash. Can you make words using the ie, ea and oy sound? If you cannot get into purple mash try writing some words in your home learning book or finding these sounds in a book.

Task 2 - Maths - Counting money - Do you have any 2p coins in your house? Can you count them to see how much they add up to? Below are some purses can you work out how much is in each jar? You can draw the jars in your book if you can not print them off.

Task 3 - Science - Make a butterfly feeder - See the instructions below to make your own butterfly feeder. If you do not have a paper plate you could use a plastic plate or cut out a plate from a cereal box. Observe to see how many butterflies come to feed and what different coloured butterflies you see.

Friday

Task 1 - Sight words - Write these sight words in a list in your home learning book. Practise reading them going up and down your list. When you are ready see how fast you can read them! Can you beat your time?

Made
Looked
Same
From
Asked
Called
Very
into

Task 2 - Maths - Create your own 2 times table song! Log onto purple mash and use the different singers to create your own song. When you have finished you can play a game. If you can not log into purple mash try creating your own song or rap to help you remember to 2 times tables.

Task 3 - ICT - 2 animation - Log into purple mash and create your own animation. Draw a picture in each square at the top and then press play! What will your animation be about?

Try to continue to read for 5 minutes each day. Remember to fill in your reading stars box at the front of your reading diary!

Parent's Comments

Parent's Signature _____

Jack and the Beanstalk



Once upon a time, there was a boy called Jack. He lived with his mother and they had a cow.



One day, Jack's mother asked him to take the cow to market to sell. Jack met a man, who gave him some magic beans for the cow.



When Jack came home, his mother was angry. She threw the beans out and sent him to bed. The next morning, a giant beanstalk had grown! Jack climbed it.

When Jack reached the top, he saw a castle and went inside. Jack heard a loud noise and hid. An enormous giant came into the room with a hen and a golden harp. He shouted, "Lay!" and the hen laid an egg. Then "Sing!" and the harp sang. The giant fell asleep.







Jack took the hen and the harp. The harp shouted and the giant woke up. He chased Jack down the beanstalk. Jack shouted, "Help!" Jack's mother came out and chopped the beanstalk down with an axe. The giant fell to the ground. He was never seen again.



Jack and his mother lived happily ever after.

Week 5 - Monday - Task 2

	Cuboid		Sphere
	Cylinder		Cube

Week 5 - Tuesday - Task 1



Tuesday - Week 5 - Task 3

Treadmill

Lie down on the ground with your feet touching your friend's. Run keeping your feet touching:

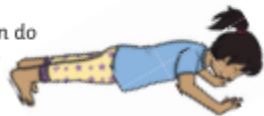
- How fast can you go?
- How slow can you go?



Push Ups

Do push ups for a minute:

- How many can you do?
- Can you do push ups with one hand or one foot?
- If it is hard, you can do push ups with your knees down.



Bunny Jumps

Do 10 bunny jumps:

- How far can you travel?
- How high can you jump?
- Can you jump higher or further than your friend?



Knee Highs

Run around the circuit bringing your knees up high.



Arm Circles

Start with your arms out making small circles, slowly make your circles bigger:

- Can you make backwards circles?
- Can you do one arm backwards and one arm forwards?

Star Jumps

Do star jumps for one minute:

- How many can you do?



Toe Touches

Do 10 toe touches:

- Reach up high and then bend down and touch your toes. Your arms and legs should stay straight.
- Can you do sitting toe touches?



Tuck jumps

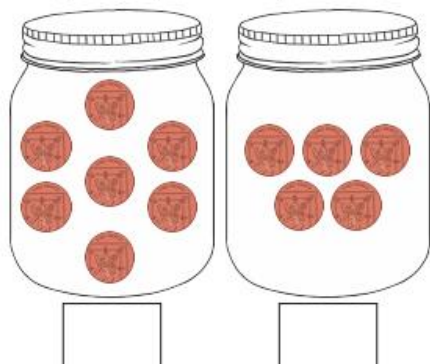
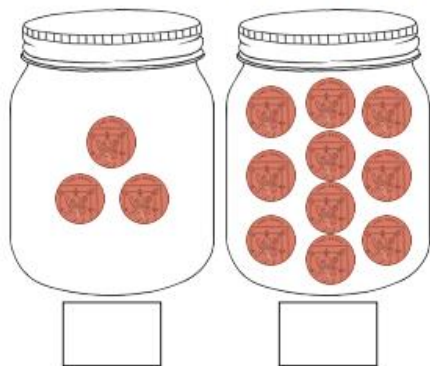
Do 10 tuck jumps:

- How high can you jump?
- Can you jump higher than your buddy?
- How many tuck jumps can you do without stopping?





Thursday - Week 5 - Task 2

How Much Money Is in My Jar



How Much Money Is in My Jar



Thursday - Week 5 - Task 3



Attract butterflies to your garden

Follow our tips and learn how to make a butterfly feeder

Butterfly feeder

What's the best way to tempt butterflies to visit your garden? Feed them of course!

What you'll need:

- 1 paper plate
- String
- Some over-ripe, rotten, mushy fruit

How to...

1. Make four holes around the rim of your plate. Make sure they're equally spaced or your feeder will be lopsided!
2. Thread a piece of string through each hole and tie them off. Now tie the four ends together above the plate.
3. Place pieces of mushy fruit like bananas and peaches onto the plate.
4. Hang it up near some flowers and wait for the butterflies to flutter by.



Top tip:
Mashed banana is a big hit - try freezing one to make it turn black and squishy.

Are more butterflies attracted to a white plate, or a coloured one? Which fruit do they like best?

Feel free to copy and share this for personal and educational use - and don't forget there are loads more brilliant activities to download on our website!

www.woodlandtrust.org.uk/nature-detectives 0300 333 3301 nature@tractions@woodlandtrust.org.uk

f Search for 'nature detectives' [@NatureDetectives](#)

© Made in 2015 by the Woodland Trust (registered charity no. 276316 and 10113888)

