

<p>Monday</p>	<p>Task 1 - Literacy -Find a picture in a book at home or look at the picture attached. Write some sentences about what you can see. Remember to use capital letters, full stops and finger spaces. If you can watch this clip about adjectives: https://www.bbc.co.uk/bitesize/articles/zd372sg Challenge: Can you use adjectives (describing words) to add interest to your writing?</p> <p>Task 2 - Maths - Counting in 5s. You can use your fingers and thumbs to help you, you have 5 on each hand! You can use your number line and number square too. Sort objects into fives and then practice counting them one group of five at a time. You could use small toys, plastic blocks or dried pasta.</p> <p>Task 3 - PE- - Animal Moves - Choose some music that reminds you of animal. Become an animal character. Think about how they would move. Are they big or small? Can someone watching guess which animal you are? Pretend you are moving over things or under things in your animal's habitat?</p>
<p>Tuesday</p>	<p>Task 1 - Literacy - Look at the sentences attached. Can you be the teacher and edit the sentences? Spot the mistakes and correct them. Rewrite the sentences correctly into your home learning book in your very best handwriting.</p> <p>Task 2 - Maths - Log onto you Purple Mash account. Complete the sequence snake challenge. You can choose have tricky to make this task. Try to move the snake to find the next number in the sequence.</p> <p>Task 3 - ART - Create a doodle picture - Take a pen or pencil and draw some overlapping lines in your home learning book. Make sure you draw straight and curved lines. Colour in the shapes you have made.</p>
<p>Wednesday</p>	<p>Task 1 - Literacy - Look at the instructions attached. Can you put the steps in the correct order? If you cannot print of them off, you can draw them in your book in the correct order. Can you write a sentence to describe each step?</p> <p>Task 2 - Maths - Counting in 5s - Use your numberline or hundred square to help you. Can you write the 5 times tables in a list in your book? 5, 10, 15, _____</p> <p>Task 3 - Design and Technology - Can you design and create your own sandwich? What filling would you like? Describe to someone at home how to make your dream sandwich.</p>

Thursday

Task 1 - Phonics - Try to watch the new daily phonics lesson on YouTube (see link below). If you are unable to watch it, try to make some words using the 'er', 'aw' and 'ai' sounds. Try to make real and monster words. You could draw a monster against each monster word you create.

Task 2 - Maths - Counting in 5s. Draw groups of five objects and count them aloud. Create fingerprints or handprints in groups of five and count them. Do you have any 5p coins at home? If you do count how much money you have altogether or count the amounts in the jars (see sheet). Remember each 5p coin is 5, so you will need to count in 5s.

Task 3 - Science - Make a parachute - using bits and bobs from around your house <https://wowscience.co.uk/resource/bitz-and-bob-parachute/> (see attached instructions). If you can't find these things, tear a page out of your home learning book and make a paper aeroplane.

Friday

Task 1 - Sight words - Write these sight words in a list in your home learning book. Practise reading them going up and down your list. When you are ready see how fast you can read them! Can you beat your time?

what there have her his your out
Challenge: Can you write these words in a sentence?

Task 2 - Maths - 2D shape hunt. Think about the 2D shapes you know: circle, triangle, square, rectangle and pentagon. Which 2D shapes can you find at home. Record them in your home learning book.

Task 3 - PSHE - Take some time to do something that you really enjoy. This could be eating your favourite food, reading a book, watching a TV programme, drawing a picture, doing some exercise or yoga. Try to do these activities today and over the weekend. Challenge: Can you create a poster of your favourite things? You could do this on Purple Mash or in your home learning book.

New: Starting Monday 27th April 10.00am - 11.00am daily phonics lessons on YouTube funded by the Department of Education.

Daily lessons are also available via BBC bitesize. You can access these lessons via this link <https://www.bbc.co.uk/bitesize>

Try to continue to read for 5 minutes each day. Remember to fill in your reading stars box at the front of your reading diary!

Mrs Cunliffe and Mrs Bradley will set additional tasks for you on Purple Mash too. Try and log in to complete these tasks if you can.

Tuesday - Task 1

the teachers misst all the children verymuch

when it rayns i lighk to get wet?

the gurl throwed the ball to tom

amy and raj goed to a futball partee

wot are yoo doing twoday.

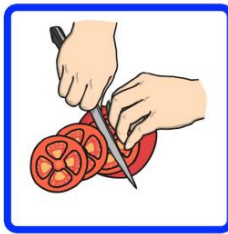




Tuesday - Task 3



Week 4 - Wednesday - Task 1

Instructions for making a cheese and tomato sandwich.

Can you put these pictures in the correct order?






Thursday - Task 2

Count the 5ps in each jar. Write the total amount of money in each jar.




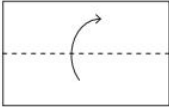
Thursday - Task 3 - Science




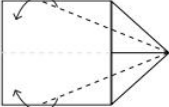
Making a parachute.


How to Make a Paper Aeroplane

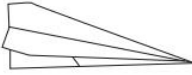
- 

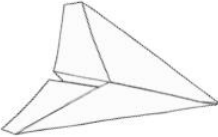
You will need a piece of A4-sized paper.
- 

Make a line in the centre by folding the paper in half longways then opening it out flat.
- 

Fold in two of the corners so they meet at the centre fold.
- 

Fold the outer edges in again to meet at the centre fold.
- 

Turn the paper over and then fold it in half in the middle.
- 

Fold down the wings on each side so that they meet with the bottom of the plane.
- 

Your plane is ready to fly! How far can you make it go?

Shapes



triangle



square



circle



hexagon



pentagon



rectangle



oval



heptagon



octagon



Count how many sides each of these 2D shapes have?

Do they have straight or curved sides?

Can you find any of these 2D shapes in your home?