

**Home learning week 4**

This week we are continuing to focus on keeping ourselves happy, healthy and safe. We have given activities to help children to take a break or manage their emotions, remind them how to keep safe online and to be active. We hope these will be useful during such challenging circumstances.

Monday

**Task 1 - Literacy - Questions** - Watch this video on questions <https://www.bbc.co.uk/bitesize/articles/z7hc47h> Can you use these question words to ask some questions? **who, where, when, how and why**  
Imagine that you are going to interview your favourite celebrity or super hero. What questions would you like to ask them? Try writing these down in your Home Learning or type them up on Purple Mash.

**Task 2 - Maths - Counting** - Look out of your window or stand in your front garden and count how many cars go past. What is the most popular colour that passes, what is the least popular colour? Find 30 small objects at home. These could be anything (lego bricks, pasta). Count them carefully out loud. Put them into groups of tens, fives and twos. How many groups can you make?

**Task 3 - Charades** - Act out a simple activity, 'making a sandwich', 'opening a present' without words or props. Can someone at home guess what you are doing? You could have a competition with somebody in your house. Use the ideas below to help you.

Tuesday	<p><b>Task 1 - Literacy - Epic books - Login to the Epic book library!</b> We have picked some more books for you to read. Enjoy!</p> <p><b>Task 2 - Maths - Number bonds - go onto</b>  <a href="https://whiterosemaths.com/homelearning/year-1/">https://whiterosemaths.com/homelearning/year-1/</a> This page has a white rose lesson for finding number bonds. Watch the videos and try to complete the challenge set. There is a worksheet you can then print (It is also below) or if you do not have a printer can you write in your book number bonds to 10 and 20. E.g. <math>1 + 9 = 10</math>, <a href="https://wrm-13b48.kxcdn.com/wp-content/uploads/2020/05/Y1-Lesson-1-Find-and-make-number-bonds-2019.pdf">https://wrm-13b48.kxcdn.com/wp-content/uploads/2020/05/Y1-Lesson-1-Find-and-make-number-bonds-2019.pdf</a></p> <p><b>Task 3 - Recycling - Log into your Purple Mash account and complete the recycling poster challenge.</b> If you can not login to Purple Mash look at the information below and create a poster in your home learning book.</p>
Wednesday	<p><b>Task 1 - Literacy - a-z animal list - Can you think of an animal for each letter of the alphabet?</b> Choose three animals and draw them. Challenge: Try to label them.</p> <p><b>Task 2 - Maths - Today is National Numeracy Day.</b> Please check the school website for extra maths activities! - <b>Counting</b> - Count to 100, start at any number on your number square. Practise counting forwards and backwards.</p> <p><b>Task 3 - Music Making music without instruments - Watch this video if you can</b> <a href="https://www.bbc.co.uk/bitesize/articles/zb9djhv">https://www.bbc.co.uk/bitesize/articles/zb9djhv</a> Can you use your body to make different noises? If you can't watch the video try to use your body to make different sounds (see below for ideas.)</p> <p><b>Extra internet safety challenge - Look at the information below.</b> Can you create a picture in your book or on Purple Mash about how to stay safe online?</p>
Thursday	<p><b>Task 1 - Literacy - Adjectives - Think of adjectives to describe the animals that you named yesterday.</b> Challenge: Can you write a sentence about these animals? Try to include the adjectives. Remember to use capital letters, finger spaces and full stops.</p> <p><b>Task 2 - Maths - Log onto to your Purple Mash account and play the addition and subtraction facts to 20 game.</b> Can you match the pairs of numbers that add to 20? If you cannot access Purple Mash, look at these numbers. Match the pairs of numbers that make 20 and write them into your books. You can use your number line to help work it out.  <b>2, 16, 6, 14, 12, 1, 0, 20, 3, 12, 4, 19, 5, 17, 11, 7, 18, 8, 10, 13, 9, 15,</b></p> <p><b>Task 3 - Design a medal - Mrs Cunliffe and Mrs Bradley think you are amazing!</b> Can you design yourselves a medal? If you cannot print off the template, draw a medal in your book or on Purple Mash. You could draw a picture of the things you enjoy or are good at.</p>

Friday

**Task 1 - Literacy - Spelling** - Can you spell these number words?  
one two three four five six seven eight nine ten  
eleven twelve thirteen fourteen fifteen sixteen  
seventeen eighteen nineteen twenty

Challenge: Can you write these words in your book with the matching digits 1,2,3? Can you draw a picture of each of these amounts?

**Task 2 - Maths** - If you can watch the number bonds song

<https://www.youtube.com/watch?v=GyK8iEO5-GI> Can you create your own number bond song to help you remember the different pairs of numbers that make 10 and 20? You can use the rainbow sheet below to help you.

**Task 3 - Dance** - Look at the different moves below and create your own dance routine.

**Extra exercise challenge!!** - Put on your favourite song and dance. If you don't like dancing do some exercises. Can you keep moving for the whole of the song? You could try hopping, star jumps, press ups, anything just keep moving!

Try to watch some of the daily phonics lessons on YouTube 10.00am - 11.00am funded by the Department of Education.

Daily lessons are also available via BBC bitesize. You can access these lessons via this link <https://www.bbc.co.uk/bitesize>

Try to continue to read for 5 minutes each day. Remember to fill in your reading stars box at the front of your reading diary!

Remember there are lots of super books on the Epic website for you to enjoy.

# Monday Task 3 - Charades

milking a cow <small>twinkl.com</small>	giving a haircut <small>twinkl.com</small>
changing a tyre <small>twinkl.com</small>	ironing a pair of trousers <small>twinkl.com</small>
mowing the lawn <small>twinkl.com</small>	putting on a wash <small>twinkl.com</small>
scoring a goal <small>twinkl.com</small>	winning an Olympic medal <small>twinkl.com</small>
playing hurling <small>twinkl.com</small>	diving with sharks <small>twinkl.com</small>
washing the windows <small>twinkl.com</small>	making a pizza <small>twinkl.com</small>
landing an airplane <small>twinkl.com</small>	going to mass <small>twinkl.com</small>
making a sandwich <small>twinkl.com</small>	blow drying your hair <small>twinkl.com</small>
making the bed <small>twinkl.com</small>	changing a nappy <small>twinkl.com</small>
making a cup of tea <small>twinkl.com</small>	landing a helicopter <small>twinkl.com</small>
wrapping a present <small>twinkl.com</small>	loading the dishwasher <small>twinkl.com</small>
putting a plaster on <small>twinkl.com</small>	walking the dog <small>twinkl.com</small>
visiting the dentist <small>twinkl.com</small>	writing down your homework <small>twinkl.com</small>
catching the bus <small>twinkl.com</small>	painting a picture <small>twinkl.com</small>
playing tennis <small>twinkl.com</small>	putting on your pyjamas <small>twinkl.com</small>
knitting a jumper <small>twinkl.com</small>	brushing your teeth <small>twinkl.com</small>
going to the cinema <small>twinkl.com</small>	climbing over a high wall <small>twinkl.com</small>

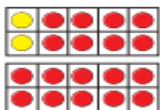
# Tuesday Task 2 - Maths

1 Complete the additions to match the ten frames.

a)



$$\square + \square = \square$$

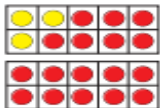


$$\square + \square = \square$$

b)



$$\square + \square = \square$$



$$\square + \square = \square$$

c) What do you notice?

2 Complete the number bonds.

a)  $4 + 6 = \square$

$4 + 16 = \square$

c)  $10 = \square + 1$

$20 = \square + 1$



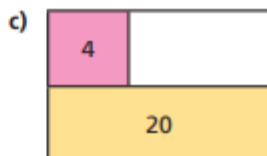

b)  $5 + 5 = \square$

$5 + 15 = \square$

d)  $10 = 3 + \square$

$20 = \square + 13$



3 Complete the bar models.



# Tuesday - Task 3 - Recycling

Which of these things can you recycle?

Can you show this on your poster?



## Wednesday - Task 2 - Counting

1	2	3	4	5	6	7	8	9	10
11	12	13	14	15	16	17	18	19	20
21	22	23	24	25	26	27	28	29	30
31	32	33	34	35	36	37	38	39	40
41	42	43	44	45	46	47	48	49	50
51	52	53	54	55	56	57	58	59	60
61	62	63	64	65	66	67	68	69	70
71	72	73	74	75	76	77	78	79	80
81	82	83	84	85	86	87	88	89	90
91	92	93	94	95	96	97	98	99	100

## Wednesday - Task 3 - Body Percussion

flap your arms like a penguin

stomp your feet like a dinosaur

click your tongue to sound like a unicorn

rub your hands together

pat your cheeks

# Wednesday - Extra Internet Safety Challenge

**S** **SPEAK**  
to somebody if you need help.

**A** **ASK**  
an adult before going online.

**F** **FRIENDS**  
are real people we know.

**E** **ENJOY**  
Play, have fun and stay safe.

Copyright 2017 www.esafety-adviser.com e-safety adviser

## How to Stay Safe on the Internet

Always ask a grown-up before you go onto the Internet.

Grown-ups can help you to use the Internet safely.

Copyright 2017 www.esafety-adviser.com e-safety adviser

## How to Stay Safe on the Internet

If a stranger came up to you in the street, talked to you and asked you to go with them because they had something really good to show you, would you go?

You wouldn't talk to a stranger if you met them in the real world. Never tell people on the Internet your name, where you live, or which school you go to.

Just like in the real world, the Internet has people who can be both kind and unkind using it.

If anyone tries to send you a message or chat to you when you are using the Internet, you should tell a grown-up.

## Stay Safe Online

So how can we use the Internet for all the fun things but still stay safe?

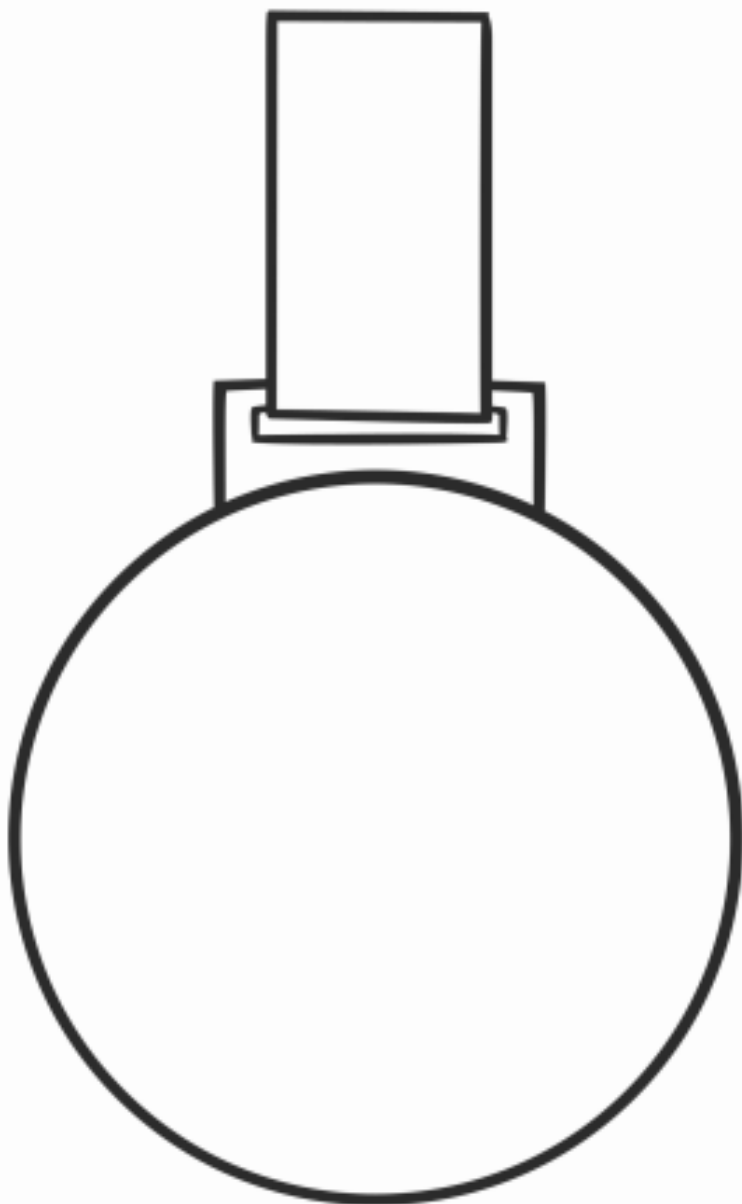
Always tell a grown-up when you are using the Internet and let them help you to choose safe websites.

Always tell a grown-up if something you are not expecting comes onto your screen.

Always tell a grown-up if someone you don't know sends you a message or tries to speak to you on the Internet.

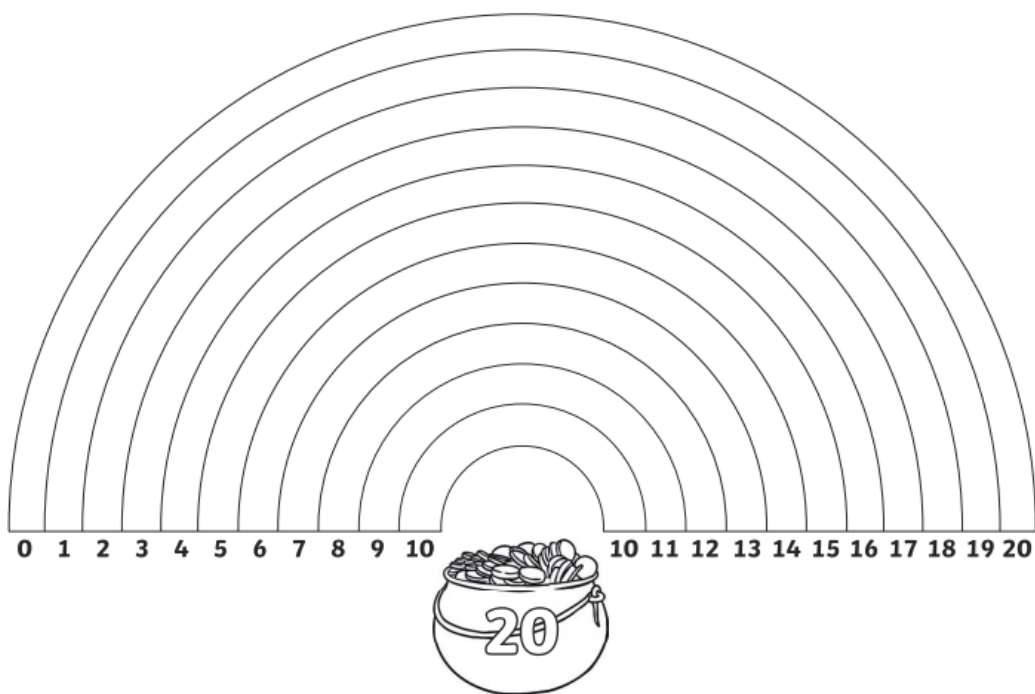
Thursday - Task 3 - Design a medal

## Design a Medal



Friday - Task 2 - Maths

# Rainbow to 20



# Friday - Task 3 - Dance Routine

## Create a Dance Routine Recording Sheet

Place your snapped cards onto the boxes below to create a dance routine.

--	--	--	--

--	--	--	--

**stamp**



**shoulder shimmy**



**slide to the side**



**hands on your hips**



walk  
backwards



wave



shoulder shrug



sway your  
hips from side  
to side



nod your head



arm swing



skip



clap



jump



crouch down



shake



leap

