

Monday

Task 1 - Literacy -- Watch the BBC Bitesize literacy lesson about capital letters. <https://www.bbc.co.uk/bitesize/articles/zv78jhw> If you can't see the video look at the information below about capital letters and full stops. Think of three things you have done over the weekend. Mrs Cunliffe and Mrs Bradley would love to hear about what you have been doing. Can you write three sentences in your home learning book about what you have been doing? Remember to use capital letters and full stops. Try to use 'and' or 'because' to make your sentences longer.

Task 2 - Maths - Measure - Find things around your house that are shorter and taller than you. Write or draw the things you find in your home learning book.

Task 3 - DT - Where our food comes from -

<https://www.youtube.com/watch?v=x0DyEgvpCd8>

<https://www.foodafactoflife.org.uk/5-7-years/where-food-comes-from/interactive-resources/#seq> Look at the pictures of how our

food gets to our plate. Can you put the pictures in the correct order? If you can't print the pictures off, draw them into your home learning book.

Task 4 - Reading - Epic books - Can you read and listen to the books assigned to you. If you can not do this read a book at home.

Once you have finished can you go on a sight word hunt and see how many different sight words you can see in the book?

Tuesday	<p>Task 1 -Literacy - Capital letters and full stops Look at the sentences below. Edit the sentences and put the capital letters in the right place. Challenge: Write out the sentences in your best handwriting. Remember to use finger spaces and write on the line. Can you draw a picture to match the sentence?</p> <p>Task 2 - Maths - Measuring - Watch the clip about measuring the length of objects. If you can't watch the clip have a look at the information attached about measuring things using your feet or hand span https://www.bbc.co.uk/bitesize/articles/zbwc92p Find objects around your house and measure them with different things.</p> <p>Task 3 - DT - Where does our food come from? - Plant or animal? Watch this clip if you can https://www.youtube.com/watch?v=Uv4ZN-Jr_g0 Look at the food. Can you work out if the food comes from a plant or an animal? If you can't print off the sheets, you can draw the table into your home learning book.</p>
Wednesday	<p>Task 1 - Spelling - Practise spelling these high frequency words. where when who what how You could copy them into you book several times. Try to write them from memory. You could try writing them in different colours too. Anything which helps you to remember them!</p> <p>Task 2 - Maths - Comparing lengths - Complete the sheet below. If you cannot print off the sheet, copy your answers into your home learning book.</p> <p>Task 3 - DT - Seasonal foods - We have been learning about seasons this year. Have a look at the information below. Can you design a summer menu with some of the fruits and vegetables that grow in the summer? Challenge: Look at the winter seasonal foods too. What meal could you make with these ingredients. You could write sentneces to describe this or draw a picture in your home learning book.</p>

Thursday	<p>Task 1 - Literacy - Questions - Using the sight words from yesterday, try to write some questions. Remember that each question should start with a capital letter and end with a question mark (?).</p> <p style="text-align: center;">where when who what how</p> <p>Imagine that you going to meet your favourite person (this could be somebody famous /a character from your favourite show or a member of your family). Think about some questions that you would like to ask them. Write the questions in your book or type them up on Purple Mash.</p> <p>Task 2 - Maths - Write the correct digit next to the number word. If you can't print off the sheet, write the words and digits in your home learning book. Challenge: Can you draw a birthday cake with the correct number of candles for each amount?</p> <p>Task 3 - Art - We have been looking for signs of summer. Butterflies can be a good sign that summer has arrived. Follow the steps to draw your own butterfly. Challenge: See how many butterflies you can spot when you are out and about.</p>
Friday	<p>Task 1 - Literacy - Adjectives - Look at the picture below. Write as many adjectives (describing words) as you can think of. Challenge: Try to write a sentence including the adjectives. These make your sentences super interesting to read.</p> <p>Task 2 - Maths - Counting - Counting in 2s, forwards and backwards. Watch this clip if you can https://whiterosemaths.com/homelearning/year-1/ Use your number square to count forwards and backwards in 2s. Start at different numbers. Use your number track to find the missing numbers in the sequences below.</p> <p>Task 3 - PE - Throwing and Catching - Have a go at the catching and throwing activities below. You can use a pair of rolled up socks if you don't have a ball. Take care if you are doing these activities inside.</p>
	<p style="text-align: center;"><u>Try to watch some of the daily phonics lessons on YouTube 10.00am - 11.00am funded by the Department of Education.</u></p> <p>Daily lessons are also available via BBC bitesize. You can access these lessons via this link https://www.bbc.co.uk/bitesize</p> <p style="text-align: center;">Try to continue to read for 5 minutes each day. Remember to fill in your reading stars box at the front of your reading diary!</p> <p style="text-align: center;">Remember there are lots of super books on the Epic website for you to enjoy.</p>

Monday - Task 1 - Literacy

Using capital letters

Starting Sentences



Capital letters are always used to start sentences

He loves to eat cake!

Proper Nouns

- Nouns are naming words.
- Proper nouns are naming words for individual people, places, days of the week and months of the year.
- Proper nouns all need capital letters.

Common Nouns	Proper Nouns
girl	Helen
country	England
city	Sheffield
football team	Nottingham Forest
day/month	Monday/September

The Personal Pronoun 'I'

When we are writing about ourselves we use the personal pronoun 'I'



I can tell the time.



The personal pronoun 'I' always needs a capital letter.

Using full stops

Ending Sentences

Full stops are always used to show where a sentence has ended.

I love to eat cake.

Monday - Task 3 - DT- Where does our food come from?



At sea



Fish fingers



Filleted fish



Catching



At the farm



Laying



Eggs



Scrambled eggs



Flour



Grain



Kneading



Harvesting



The wheat



Growing



Bread



Washed.



Growing.



Picked and collected.



Smoothie.



Post harvest.

Tuesday - Literacy - Task 1

Take a look at the sentences below and check whether they use capital letters and full stops correctly. Mark them by either saying the answer out loud or writing them down and marking them with a tick or a cross. The first one has been done for you.

- i think there should be capital letter at the start. ✗
- The dog loved running in the field.
- you were meant to go over there
- There are hundreds of rabbits in the field.
- The cat ran really quickly
- it rained all day long.
- I could not believe my eyes.
- The wizard was very powerful
- I think the weather is going to be nice tomorrow.

Tuesday - Maths - Task 2

Learn

Measuring lengths using non-standard units

When measuring lengths or heights, we can use non-standard units:

- cubes
- lolly sticks
- matches
- hand-spans

We use different units depending on the length or height we are measuring.

For example, we might measure a pencil using cubes, but we might use hand-spans to measure the length of a table.

Remember that when using a non-standard unit, each unit must be the same size as all the others.

For example, if you are using lolly sticks, make sure the lolly sticks are all the same length as each other.

Practise

Activity 1

Can you find objects around you to measure? Choose non-standard units to measure the objects.

Describe the length using the units. Remember to measure with units that are the same length.

Examples

- My **book** is equal to **10 cubes** long.
- My **desk** is equal to **5 sticks** long.
- My **bed** is equal to **12 hand-spans** long.
- My **brother** is equal to **9 hand-spans** tall.

Top tip

When measuring lengths, make sure one end of the object is lined up with the end of the first unit. You can then compare the other end to see which is longer.



Tuesday - Task 3 - DT

Does the food come from an animal or a plant?

Name:

Date:



Where does food come from?

Label each of the food below and cut them out.
Stick the images in the correct column.

Plant	Animal

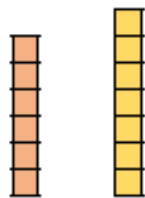


Wednesday - Maths - Task 2

Compare Lengths and Heights

Compare Lengths and Heights

1a. Tick the tallest tower.

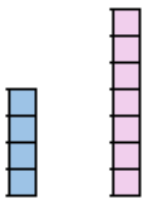


A. B.



VF

1b. Tick the shortest tower.



A. B.



VF

2a. Choose a word to complete the sentence.



The pig is _____ than the cat.

taller

shorter



VF

2b. Choose a word to complete the sentence.



The chick is _____ than the sheep.

taller

shorter



VF

3a. Tick the sentence that is correct.

A. 

B. 

A is the longest.

B is the longest.



VF

3b. Tick the sentence that is correct.

A. 

B. 

A is the shortest.

B is the shortest.



VF

4a. Order the pencils from shortest to longest.

A. 

B. 



VF

4b. Order the pencils from longest to shortest.

A. 

B. 



VF

Wednesday - DT - Task 3

Summer season



June
July
August

Winter season



December
January
February

Thursday - Maths - Task 2

Numbers 11-20 Matching

Write the numbers below the matching number words.



Thursday - Task 3 - Art

How to Draw a Butterfly



Friday - Task 1 - Literacy



Friday - Task 2 - Maths

12, __, 8, 6, __

20, 18, __, 14 __, 10

6, 8, __, 12, __

26, 24 __, __, 18, __

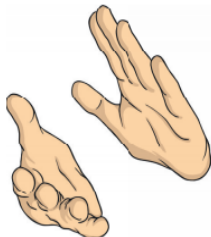
38, 36, __, 32, __

Friday - Task 3 - PE - Catching

4

Throw the ball up in the air, clap once and catch it.

Complete 4 times.



6

Throw the ball up in the air and catch it, without a bounce.

Complete 6 times.



3

Throw the ball under one leg, up in the air and catch it.

Complete 3 times.



Target Time

- Find an object that you can safely use as a target, such as a pillow or cushion.
- Stand approximately two metres away from the target object.
- Throw the ball underarm to try to hit the target object.
- If you can hit it, take a step back and have a go from this new distance.
- How far away from the target can you throw and still hit it?



