

Monday

Task 1 - Literacy - The Gingerbread Man - Decorate your own gingerbread man. You could bake your own, buy some from the shops, design one on purple mash or draw your own in your book. Can you tell an adult how you decorated your gingerbread man using the words first, the, next and finally.

Task 2 - Maths - Doubles -

<https://whiterosemaths.com/homelearning/year-1/> go onto white rose home learning and click on the tab w/c 15th June. There will be a video called making doubles. Watch this video to introduce doubling. Can you use objects in your home to double the numbers? You could use stones, balls, counters, beads, teddies anything!
1, 2, 3, 4, 5, 6, 7, 8, 9, 10.


Task 3 - Boredom busters - This week our task 3 will be based on mindfulness to give your brain a break and also ways to build some character muscles! Pick a boredom buster to try today. You might want to do more than one!

Tuesday	<p>Task 1 - Literacy - Using the template below can you plan your instructions by drawing a picture for each stage? If you can not print it then you can draw it in your book instead. You will use this to help you write your own set of instructions tomorrow.</p> <p>Task 2 - Maths - Doubles - can you make doubling ladybird? You can use the sheet below or get creative and make your own! Make sure each side has the same amount of spots then complete the sentence below to match your ladybird. Double ____ is ____.</p> <p>Task 3 - Problem Solving - Can you solve the problem solving activity below and create your own plant pot out of cardboard?</p>
Wednesday	<p>Task 1 - Literacy - How to decorate a gingerbread man. Can you write your own set of instructions for decorating a gingerbread man using your plan from yesterday?</p> <p>Task 2 - Maths - Doubles challenge! How quickly can you match the number to its double below?</p> <p>Task 3 -- Mood walk - Click on the link below and go on a mood walk to name and show different emotions.</p> <p>https://www.youtube.com/watch?v=8k32x-aYI4&list=PLAwOTEJXH-cOM0X5cnnZpkWxTtryDpv_8&index=22&t=0s</p> <p>Afterwards have some fun dancing to these patterns!</p> <p>https://www.youtube.com/watch?v=ZQSSjO923G4&list=PLAwOTEJXH-cOM0X5cnnZpkWxTtryDpv_8&index=4</p>

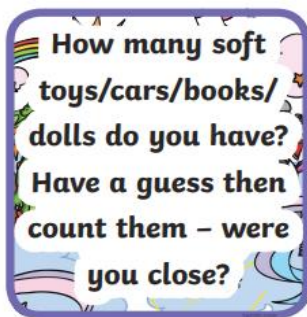
Thursday	<p>Task 1 - Reading - Can you read a story on and answer these questions about the book. Who is the main character? What happened at the end of the story? Where is the story set? Can you think of four words to describe the main character?</p> <p>Task 2 - Maths - Halving numbers - We did halving amounts when we were looking at the fraction half. Can you build your Mental Maths and see how quickly you can find half of these numbers? You could draw two circles and share the amounts between the two.</p> <p>Half of 10 is __ Half of 12 is __ Half of 4 is __ Half of 18 is __ Half of 6 is __ Half of 8 is __ Half of 2 is __ Half of 14 is __ Half of 16 is __ Half of 20 is __</p> <p>Task 3 - Breathing dot to dot. Using the patterns below can you focus on your breathing to follow the different patterns. This can make you feel calm and give your mind a rest! If you can not print off the patterns draw them in your book.</p>
Friday	<p>Task 1 - Phonics - Can you read the words below. Can you spot the digraphs. You could print the words and circle them or read them on the screen. Can you put one of these words into a sentence?</p> <p>Task 2 - Maths - What is your favourite time of day? Log into your purple mash. On the clock can you show your favourite time in the day to the nearest o'clock or half past. Draw a picture of what you do!</p> <p>Task 3 -- have fun!! - laughing and having fun is the best way to relax your brain! Watch a funny film, tell a joke, play a game you love! Below is a link for how to make a fortune teller to have fun answering yes no questions!</p> <p>https://www.youtube.com/watch?v=FptTD6zx22k&list=PLAwOTEJXH-cMc-qB87mOyb6rjA0nRDwH1</p>

	<p>Try to continue to read for 5 minutes each day. Remember to fill in your reading stars box at the front of your reading diary!</p>
--	---


Monday - Task 3



Write a quiz for someone then test them.
How did they do?



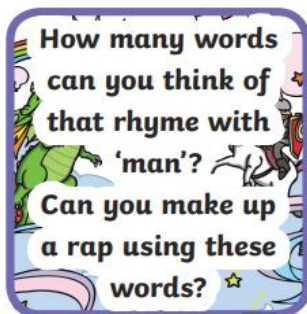
How many soft toys/cars/books/dolls do you have?
Have a guess then count them - were you close?



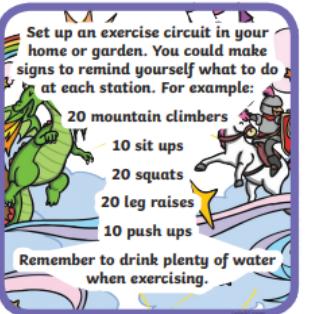
A genie has granted you 3 wishes - what do you choose and why?



How many jokes do you know?
Can you make up one of your own?



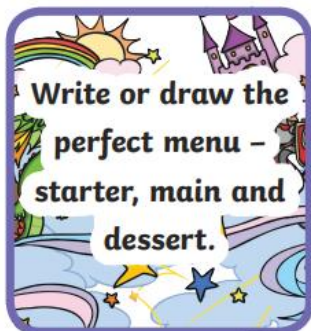
How many words can you think of that rhyme with 'man'?
Can you make up a rap using these words?



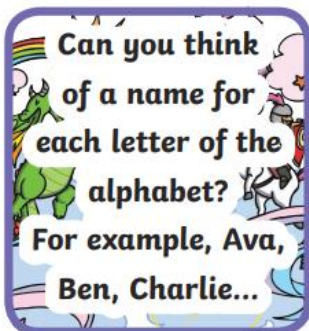
Set up an exercise circuit in your home or garden. You could make signs to remind yourself what to do at each station. For example:

- 20 mountain climbers
- 10 sit ups
- 20 squats
- 20 leg raises
- 10 push ups

Remember to drink plenty of water when exercising.



Write or draw the perfect menu - starter, main and dessert.



Can you think of a name for each letter of the alphabet?
For example, Ava, Ben, Charlie...



Find each digit from 0-9 somewhere in your house or garden.

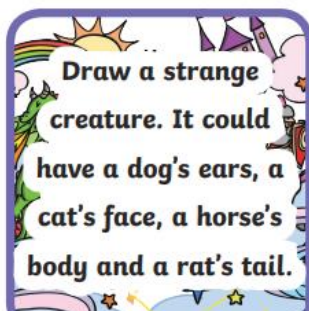
0 1 2 3 4 5 6 7 8 9



Find 5 objects that are your favourite colour.



Plan a puppet show. If you don't have any puppets, use socks!




Draw a strange creature. It could have a dog's ears, a cat's face, a horse's body and a rat's tail.

Tuesday - Task 1

First




Then




Next



After that



Finally



Tuesday - Task 2

Ladybird Doubles



Double 5 is _____




Double 6 is _____



Double 7 is _____



Double 8 is _____



Double 9 is _____



Double 10 is _____

Tuesday - Task 3

PROBLEM SOLVERS

Unusual plant pots

Get creative with recycling materials into unusual plant pots for seedlings!



Most plant pots are made from plastic, but plastic uses valuable natural resources and waste plastic causes lots of problems in the environment. What else could be used to grow plants from seed? Use any materials in your house to create your own plant pot to grow seeds in. You could use cardboard, empty toilet rolls or kitchen rolls! The pot only needs to last whilst the plant starts to grow before you plant it outside. Good luck!

Wednesday - Task 2

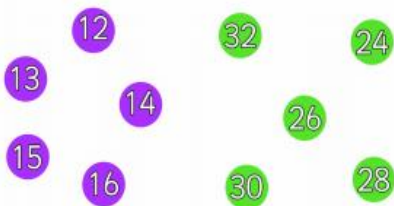
Doubling Challenge Cards

Match the number to its double like this: 3 → 6



Doubling Challenge Cards

Match the number to its double like this: 3 → 6



Thursday - Task 3

Mindful Breathing Dot-To-Dot

There are many ways you can experiment with focusing on the breath. One fun way is to play the dot-to-dot breathing game. This is a very simple game that can help you feel settled and calm. All you need is this sheet and a pen or pencil.

Instructions:

Find a quiet place to sit down.

Hold the pencil in your hand and rest it on the first dot of the diagram.

Just breathe in and out for a few moments.

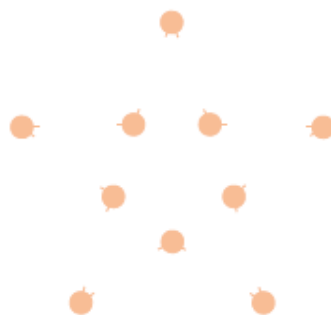
Then make a start by drawing the first line. Do this very slowly. Make sure it takes a whole breath to get from one dot to the next.


Breathe in, draw a line from one dot to the next.

Breathe out, draw a line from one dot to the next.

Keep doing this very slowly until the dot-to-dot picture is completed.

You can then finish or perhaps do another dot-to-dot, just breathing and drawing.





Friday - Task 1

way

tray

stay

spray

play

found

sound

cloud

pie

fried

cries

lie

dried

seat

heat

beast

side

five

bike

like

time

quite