




Day 1 Maths week 1




12	9	11
----	---	----




15	18	19
----	----	----




5	7	6
---	---	---




6	9	7
---	---	---




3	2	1
---	---	---




20	18	15
----	----	----



12	16	15
----	----	----




8	7	10
---	---	----




3	5	4
---	---	---




2	3	1
---	---	---



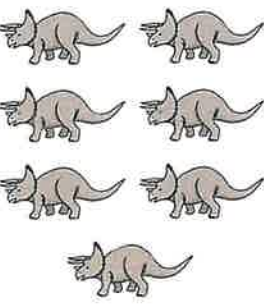
4	8	9
---	---	---




16	18	17
----	----	----




20	19	18
----	----	----




6	8	7
---	---	---




8	10	11
---	----	----




13	14	12
----	----	----




14	12	15
----	----	----



14	16	15
----	----	----



4	5	6
---	---	---



3	1	2
---	---	---

Day 1 - Literacy - week 1

STICK MAN RHYMING BINGO

tree	jog	face
best	foam	hand



Can you be the first to match the rhyming words?

STICK MAN RHYMING BINGO

mast	flag	lost
toys	snow	sad



Can you be the first to match the rhyming words?

STICK MAN RHYMING BINGO

tree	jog	face
toys	snow	sad



Can you be the first to match the rhyming words?

STICK MAN RHYMING BINGO

best	foam	hand
mast	flag	lost



Can you be the first to match the rhyming words?

STICK MAN RHYMING BINGO

best	foam	hand
toys	snow	sad



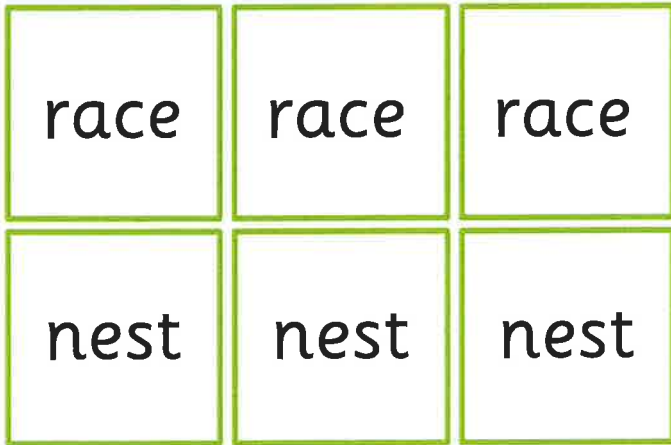
Can you be the first to match the rhyming words?

STICK MAN RHYMING BINGO

tree	jog	face
mast	flag	lost

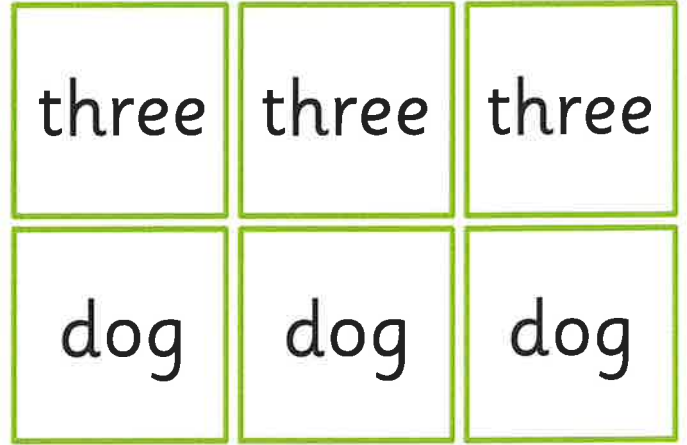


Can you be the first to match the rhyming words?



Teacher's Pet Ltd www.tpet.co.uk

Cut and laminate the matching rhyming bingo cards.



Teacher's Pet Ltd www.tpet.co.uk

Cut and laminate the matching rhyming bingo cards.



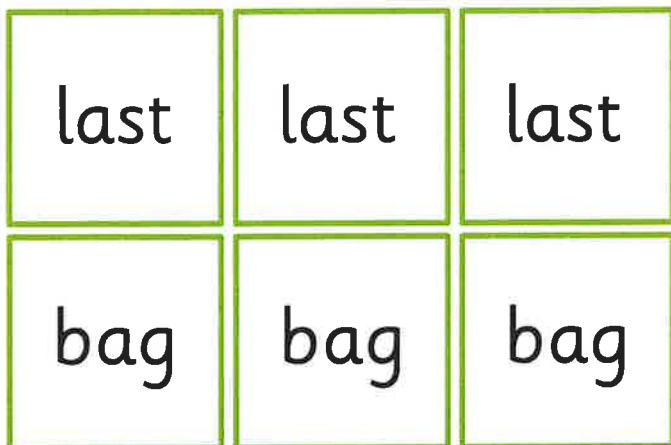
Teacher's Pet Ltd www.tpet.co.uk

Cut and laminate the matching rhyming bingo cards.



Teacher's Pet Ltd www.tpet.co.uk

Cut and laminate the matching rhyming bingo cards.



Teacher's Pet Ltd www.tpet.co.uk

Cut and laminate the matching rhyming bingo cards.



Teacher's Pet Ltd www.tpet.co.uk

Cut and laminate the matching rhyming bingo cards.

Date _____

Name _____

Objects and their materials

Can you name each object and state the material it is made from?

Object Ring • Tyres • Newspaper • Bottle • T-shirt • Pot • Window • Stool

Material Paper • Plastic • Ceramic • Fabric • Glass • Rubber • Wood • Metal



Object: _____
Material: _____



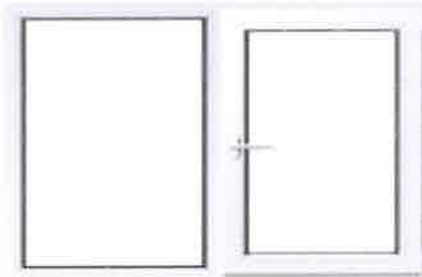
Object: _____
Material: _____



Object: _____
Material: _____



Object: _____
Material: _____



Object: _____
Material: _____



Object: _____
Material: _____




Object: _____
Material: _____



Object: _____
Material: _____



I am grateful
for...



Day 2 - Literacy - week 1



Day 2 - week 1 - Reading

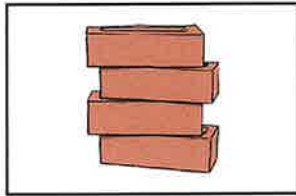
his	so	down	children
but	not	when	him
had	then	it's	Mr
her	were	looked	just
what	go	very	now
there	little	don't	came
out	as	will	oh
have	one	into	about
be	them	back	got
some	do	from	their

people	I'm	an	
your	if		
put	help		
could	Mrs		
old	called		
too	here		
by	off		
day	asked		
made	saw		
time	make		

all	dad	it	said
am	day	like	see
and	dog	look	she
are	for	me	the
at	get	mum	they
away	go	my	this
big	going	no	to
can	he	of	up
cat	in	on	was
come	is	play	we

Describing Materials

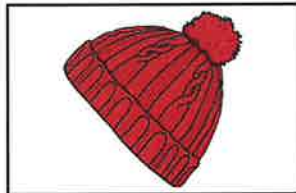
Here are some objects made from different materials. Use the words in the box to complete the sentences.



A brick is _____.



This plastic water bottle is _____.



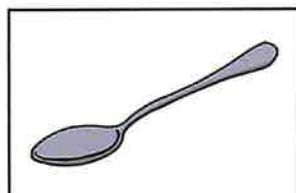
My woollen hat is _____.



A raincoat is _____.



My friend's glasses are _____.



A spoon is _____.



This mug is _____.

squashy

hard

waterproof

soft


see-through

shiny

smooth

Day 3 - Literacy - week 1

The boy uses Stick Man as an arm for his snow man.



Teacher's Pet

Stick Man is used as a log for the fire.




Teacher's Pet

Stick Man helps Santa get out of the chimney.



Teacher's Pet

Santa takes Stick Man home to his family tree.




Teacher's Pet

The dog uses Stick Man as a stick for his favourite trick.




Teacher's Pet

The girl uses Stick Man in a Pooh-stick race.



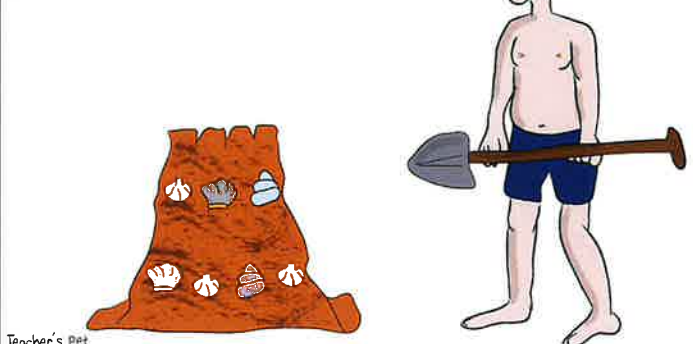
Teacher's Pet

The swan uses Stick Man as a twig to help build her nest.



Teacher's Pet

Dad uses Stick Man as a mast for his castle.



Teacher's Pet

Mindfulness Games

Try these games with children to help them clear their minds and really focus on the present.

Fun, Exciting Games

Passing the Balloon

Put the children into teams. The aim of the game is to pass the balloon from either chin to chin or from knees to knees along the line. The children must try not to touch it with their hands (unless they drop it). The first team to pass it from the front of the line to the back again wins.

Wind Roar

Take the children outside on a windy day. Ask the children to face into the wind, close their eyes and feel the wind on their faces. Explain that you are going to connect with the wind, nature and their feelings. You might want to warn them that you are going to roar into the wind as loudly as you can. Ask the children, without hurting their throats, to do the same. The children can link arms or hold hands for extra connection with each other. Discuss how the wind and the roaring made them feel and did any particular thoughts appear in their heads?

Beanbag Juggle

With one beanbag, begin developing the skill to throw and catch with one hand. Once the children are comfortable with this, add a second beanbag and practise passing two beanbags to opposite hands at once. When the children are confident with this, add a third beanbag. The challenge is the timing. Each bag must be thrown one after another and before the next one is caught.

Fun and Calming Games

Blowing Bubbles

This is a lovely way to slow everything down - even for older children. Children can become captivated by the bubbles very quickly. Encourage the children to look at the colours and the gentle, floating shapes of the bubbles. Ensure the children are taking deep breaths in and slow breaths out when blowing the bubbles.

Feely Boxes

Place a selection of objects of various textures into a box which can then be closed. Cut a hole in the top so that a hand can reach in. This can be fun and exciting, such as slime, plastic spiders, sliced melon, etc. Have each child reach into the box and feel something without looking or taking it out. Have them describe it and guess what it is.

Blindfolded Taste Testing

Please check the suitability of this activity for your class prior to use. Choose a variety of vegetables, fruit, and dried fruit and give a child a piece of food. Ask the child to taste a vegetable or fruit, describe it using all of their senses. They will quickly become absorbed in the tasting and describing.

Maths - Day 5 - week 1

Cube



Cuboid (not including cubes)



Square-Based Pyramid



Sphere

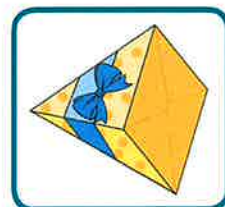
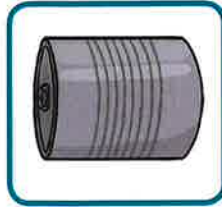
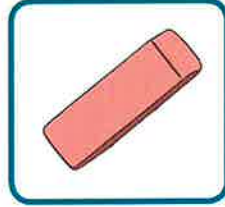
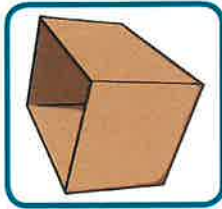
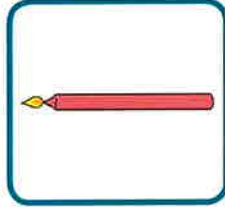
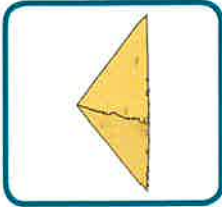


Cylinder



Cone





Day 5 - Wellbeing - week 1

