

F/S SEN Pack - Week 8

Home Learning	
<p>This pack is an SEN pack (Foundation stage Level). It provides alternative activities if you are finding your year group pack a little bit tricky. There is a suggested length of time for each activity. Please feel free to spend more or less time on each activity to suit you and your child. In your pack there are all the resources you need for each day. We are available to contact should you have any questions on your class e-mail address or you can call the school office on 0116 2413444 where somebody will be able to help you.</p>	
Monday 1 st March	
30 mins	<p>Get active / wake up shake up Teach a group yoga class. You can use some of the yoga cards to help you! Try making up and naming some yoga poses of your own. You could take a photo of the new moves you have created!</p>
10	<p>Handwriting Have a go at the handwriting sheet, page Pp.</p>
40 mins	<p>Maths https://cdn.oxfordowl.co.uk/2016/05/10/08/28/28/967/20163_content/startpage.html?activity=Whats_Inside.html Match the present to what's inside using the link above. Try the sheet attached. Match the shapes.</p>
Break	
20 mins	<p>High Frequency Words Complete the high frequency word spelling sheet starting with 'time'. Can you write a sentence including each word you have practised today?</p>
30 mins	<p>Literacy Today we are going to look at the letter 'F' and the sound 'f'. Have a look at the sheet attached. Colour the pictures that begin with the letter 'f' and then practise writing the letter 'f'. When you have finished the sheet, have a look around your house for things that begin with the 'f' sound. Can you draw the things you find and try to write the word?</p>
Lunch	
15	<p>Reading Watch Steve Skidmore reading from his book 'Mind the Door.' What do you think is behind the cellar door? Can you draw a picture of what you think will be behind it? You can draw in your book or on plain paper.</p>
15 mins	<p>Wellbeing This week you are going to be completing activities from a book called 'letting go'. Over the week, you will complete activities that will help you recognise and talk about your emotions. Today, complete the sheet called 'I am'.</p>
30 mins	<p>Non-Core (Art) Toilet Roll Art There are so many ways you can get arty with a toilet roll! Have a look at the sheet attached for some ideas and get creative. You could stick things on, paint them, use colouring pencils. Remember to send in your great designs to your class email.</p>
Break	
10 mins	<p>Gratefulness Take a look at the 'gratitude yoga' cards. Have a go at some of these poses. You have been doing a lot of yoga over the last week so you should be getting very good at some of the poses!</p>
15	<p>Storytime Listen to a story. An adult could read you a story or you can listen to one online.</p>




tree pose

twinkl.com



cobra pose

twinkl.com



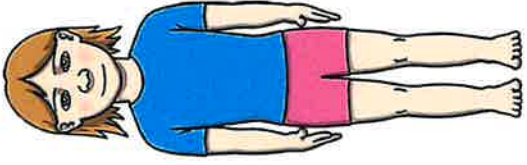
camel pose

twinkl.com



lion pose

twinkl.com




mountain pose

twinkl.com



flamingo pose

twinkl.com




butterfly pose

twinkl.com



elephant pose

twinkl.com




warrior pose

twinkl.com




cow pose

twinkl.com



shoulder stand pose

twinkl.com



downward facing dog pose

twinkl.com

Pp

Pp



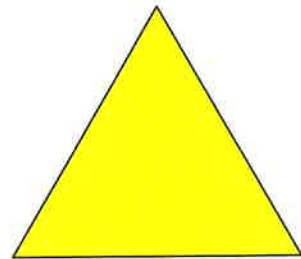



Pp Pp Pp Pp Pp Pp Pp

Find a name or word which begins with the letter "p."

Name _____

Shape Matching Worksheet

Draw a line from each shape on the left to the matching shape on the right side of the page.





Look and say



Look, say and write



Cover and write


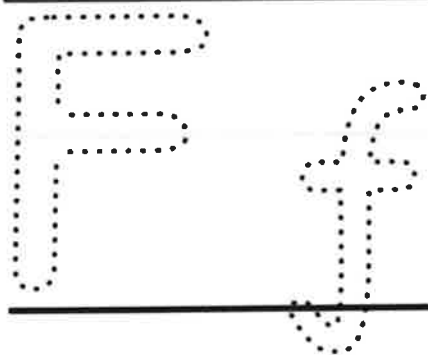
time

house

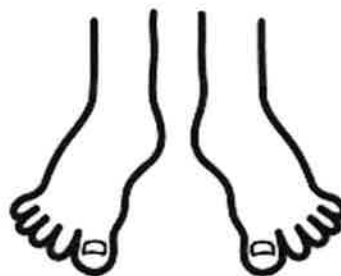
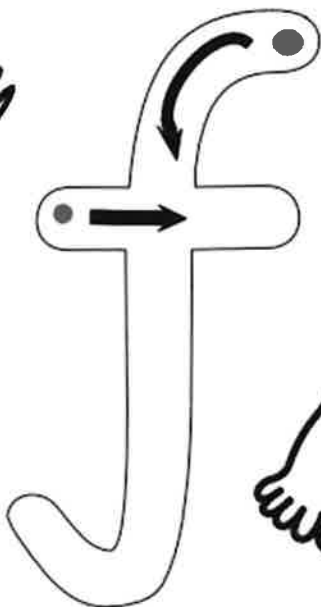
about

your


Name:



Colour the pictures that begin with the letter f





Write the letter f



I AM

MONDAY

Draw your face in the middle of this flower.
Ask people you care about to describe your special qualities.
Write them onto the petals.



GENTLE

KIND

THOUGHTFUL

SMART

HELPFUL



Come back to this page whenever you need to remind yourself how incredible you are.

TUESDAY

1,1,1!



Like everyone else, you need time to think about and understand yourself so you can ask for what you need when you're LETTING GO.

When I'm upset, I _____ feel sad.
I need _____ a hug _____

When I'm happy, I _____
I need _____


When I'm bored, I _____
I need _____

When I'm cross, I _____
I need _____

When I'm _____, I _____
I need _____

When I'm _____, I _____
I need _____

Toilet Roll Art



Gratitude Yoga Exercises for Kids

I am grateful for:



My Breath

Child's Pose

Lower your hips to your heels and forehead to the floor while you stretch your arms overhead.



My Goals

Cobra Pose

Lay with your belly on the floor and begin to straighten your arms to lift the chest off the floor.



The Sun

Mountain Pose

Stand with your big toes touching and heels slightly apart, hands stretched at your sides.



My Strength

Warrior 1 Pose

Reach your fingertips to the sky as you bend your front knee and straighten your back leg.



Nature

Tree Pose

From mountain pose, bend one knee and lift your heel up to rest against the opposite leg.



The Sky

Resting Pose

Lie on your back with your legs straight and arms at your sides. Close your eyes and breathe deeply.

Tuesday 2nd March

30 mins	Get active / wake up shake up Complete the bean bag activities. If you don't have a bean bag at home, you could balance a pillow or something else small on your head! Good luck!
10 mins	Handwriting Have a go at the handwriting sheet, page Qq.
40 mins	Maths https://www.topmarks.co.uk/early-years/shape-monsters Choose the right shape monster to eat the correct shapes. Now try the sheet attached. Draw a line from the shape on the left to the correct name on the right.
Break	
20 mins	High Frequency Words Complete the high frequency word spelling sheet starting with 'day'. Can you write a sentence including each word you have practised today?
30 mins	Literacy Today we are going to look at the letter 'G' and the sound 'g'. Have a look at the sheet attached. Colour the pictures that begin with the letter 'g', circle the pictures that have the 'g' sound at the end of the words and then practise writing the letter 'g'. When you have finished the sheet, have a look around your house for things that begin with the 'g' sound. Can you draw the things you find and try to write the word?
Lunch	
15 mins	Reading Find 'The most heroic hero' sheet in your pack. Read it carefully and answer the questions on the sheet.
15 mins	Wellbeing This week you are going to be completing activities from a book called 'letting go'. Over the week, you will complete activities that will help you recognise and talk about your emotions. Today, complete the sheet called 'I, I, I'.
30 mins	Science Have you bought your bag of skittles? Take a look at the experiment on this website: https://www.sciencefun.org/kidszone/experiments/rainbow-in-a-glass/ Take pictures of your creation and send it to your teacher.
Break	
10 mins	Gratefulness Complete the gratitude scavenger hunt. This is a fun activity where you are going to find things that match each of the statements! We can't wait to see all of the different things that you collect!
15 mins	Storytime Listen to a story. An adult could read you a story or you can listen to one online.


Balance the beanbag
on your back.



Balance the beanbag
on your shoulder.



Balance the beanbag
on your chest.



Balance the beanbag

on your hand.



Q

q

Q

q

Qq

Qq

Qq

Qq


Qq

Qq

Qq

Find a name or word which begins with the letter "q."

Draw a line from the shape on the left to the correct name on the right.



Pentagon

Heart

Octagon

Crescent

Diamond

Hexagon



Look and say



Look, say and write



Cover and write




day

made


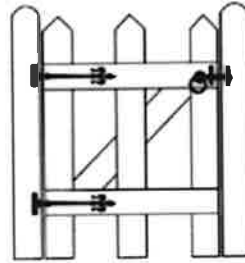
came

make




Name:




Colour the pictures that begin with the letter g



Circle the pictures that end with the letter g.



Write the letter g



Gratitude Scavenger Hunt

Find things you are grateful for and snap a pic, then check it off the list!

- Find something that you are grateful for in nature.
- Find something that makes you feel at home.
- Find something that you enjoy in the yard.
- Find something that you love in your room.
- Find something that you eat that tastes good.
- Find something that has an enjoyable smell.
- Find something that reminds you of a loved one.
- Find something that makes you feel unique.
- Find something that you find entertaining.
- Find something that you look forward to every day.
- Find something that is useful for you.
- Find something that makes a beautiful sound.
- Find something that comes in your favorite color.

The Most Heroic Hero

9 One day, all the superheroes were arguing about who
21 was the most heroic. "I am the best hero because I can
34 fly as fast as a plane," boasted Zoom Boy. "No, I am the
44 best because I can lift ten double decker busses," scoffed
53 Muscle Man. Every superhero wanted to say why they
56 were the best.

66 Every superhero that is, except for Green Girl. The others
76 all laughed at Green Girl behind her back. Just what
81 **was** her super power anyway?



88 "I'm sure that the best superhero could
93 easily defeat the dangerous Captain
98 Zeeborg," said Green Girl quietly.
103 She suggested that whoever defeated
109 Zeeborg would be proven the most
116 heroic. Trembling, but too proud to say
121 no, the superheroes all agreed.

Quick Questions



1. Why does Zoom Boy think he is the best superhero?



2. Why is the word 'was' written in bold?



3. How do you think the superheroes feel about Captain Zeeborg?



4. What do you think Green Girl's super power will turn out to be?

Wednesday 3 rd March	
30 mins	<p>Get active / wake up shake up</p> <p>Take a look at Joe Wicks 5 minute workouts. Have a go at as many as you can.</p>
10 mins	<p>Handwriting</p> <p>Have a go at the handwriting sheet, page Rr.</p>
40 mins	<p>Maths</p> <p>Practise writing the numbers on the sheet attached. Now try the underwater counting game on the link below: https://www.topmarks.co.uk/learning-to-count/underwater-counting</p>
Break	
20 mins	<p>High Frequency Words</p> <p>Complete the high frequency word spelling sheet starting with 'saw'. Can you write a sentence including each word you have practised today?</p>
30 mins	<p>Literacy</p> <p>Today we are going to look at the letter 'H' and the sound 'h'. Have a look at the sheet attached. Colour the pictures that begin with the letter 'h' and then practise writing the letter 'h'. When you have finished the sheet, have a look around your house for things that begin with the 'h' sound. Can you draw the things you find and try to write the word?</p>
Lunch	
15 mins	<p>Reading</p> <p>Watch and listen to the fabulous Michael Rosen telling the story of 'The Listeners' by Walter De La Mare. He really is a fantastic story teller! What do you think? https://youtu.be/Mw4FbniQzFk</p>
15 mins	<p>Wellbeing</p> <p>This week you are going to be completing activities from a book called 'letting go'. Over the week, you will complete activities that will help you recognise and talk about your emotions. Today, complete the sheet called 'I'll be there'.</p>
30 mins	<p>Non-Core (Music)</p> <p>Today you are going to complete a task called 'mood music'. Think of all of the songs you know. Match a song to the following feelings: Happy Sad Angry Relaxed Excited Why does each song match this feeling? How does it make you feel? What tempo does the music have? How many beats are there? Is the music fast/slow for each mood- why do you think this is? Challenge: Have a go at writing your own song for one of these moods!</p>
Break	
10 mins	<p>Gratefulness</p> <p>See the template in your pack. You can use these to make thank you cards to anyone you are grateful for or you could make your own.</p>
15 mins	<p>Storytime</p> <p>Listen to a story. An adult could read you a story or you can listen to one online.</p>

Joe Wicks: 5-Minute Move Workout 1

View the linked video content [here](#) to see Joe demonstrate the workouts.

Please check that the content in this link, including any comments, is suitable for your educational environment before showing. Please do not let the next video automatically play at the end of the clip. Twinkl accepts no responsibility for the content of third party websites.

These cards have been created to illustrate the exercises demonstrated by Joe in the workout video. Each exercise is performed for 40 seconds, with a 20-second rest in-between. However, this can be changed to suit your class. The cards can be used with or without the video to support children who need help performing each movement; to create workouts of different lengths or to complete their exercises outdoors.



Joe Wicks: 5-Minute Move Workout 1

Marching on the Spot

1. Stand with your feet hip-width apart.
2. Lift one foot and then the other.
3. Stay on the same spot.
4. Lift your knees up high, keeping your back straight.
5. Pump your arms as well.



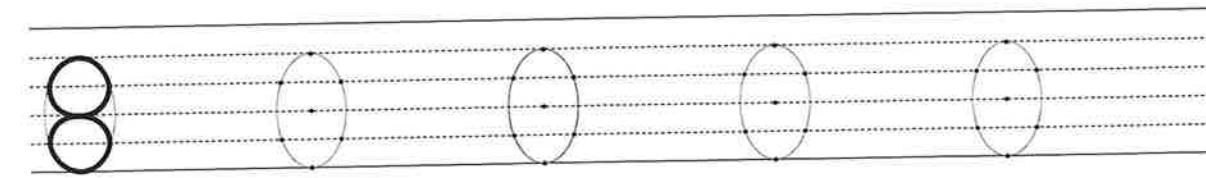
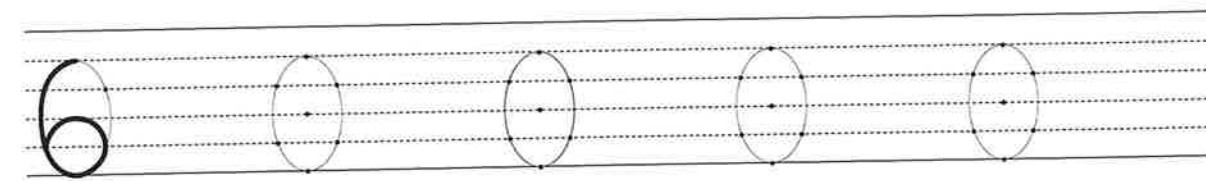
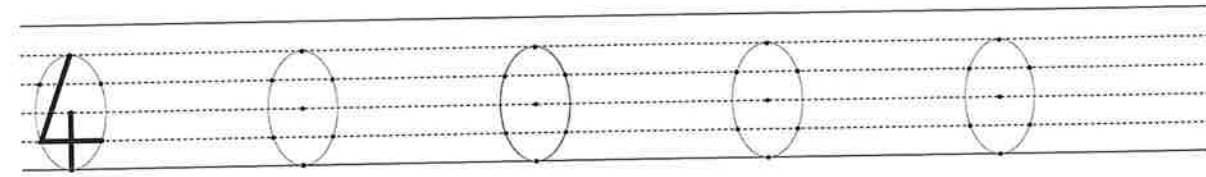
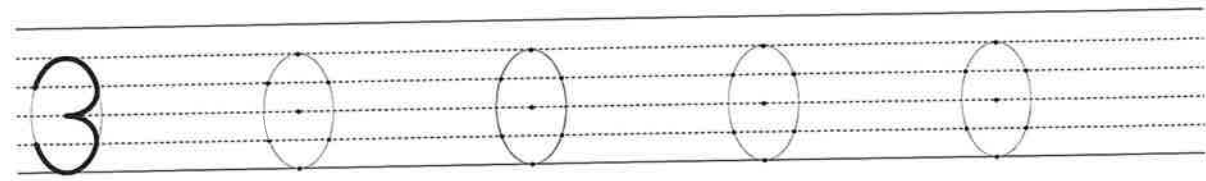
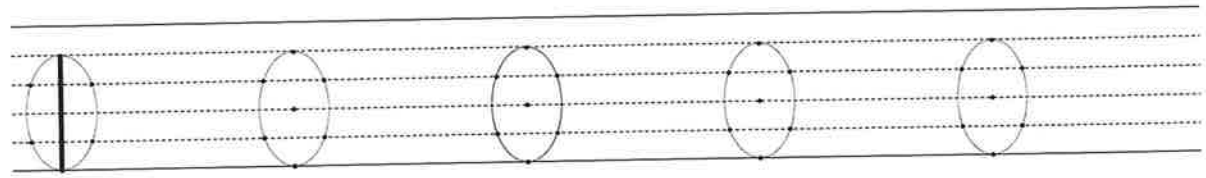
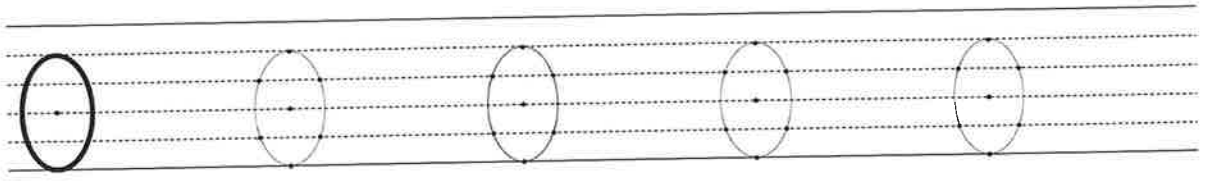
Rr Rr

Rr Rr Rr Rr Rr Rr Rr Rr Rr

Find a name or word which
begins with the letter "r."



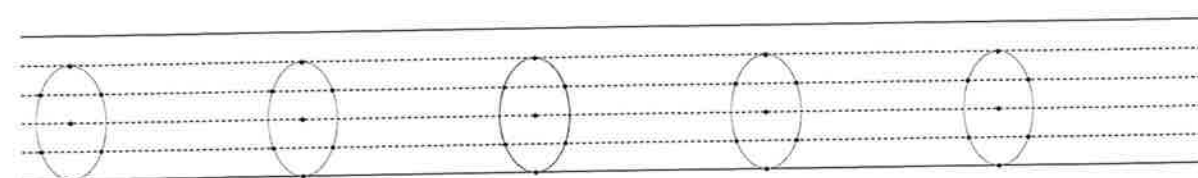
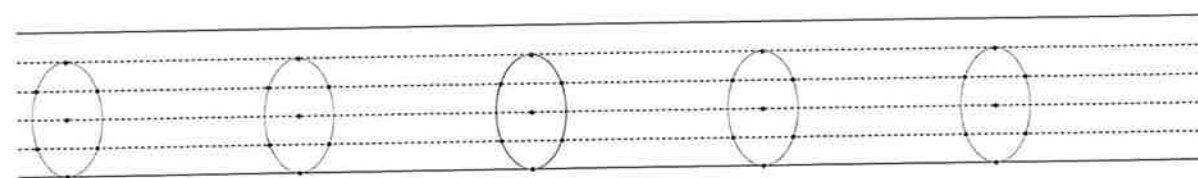
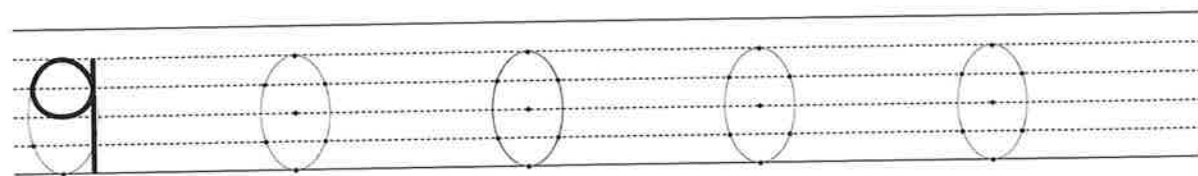
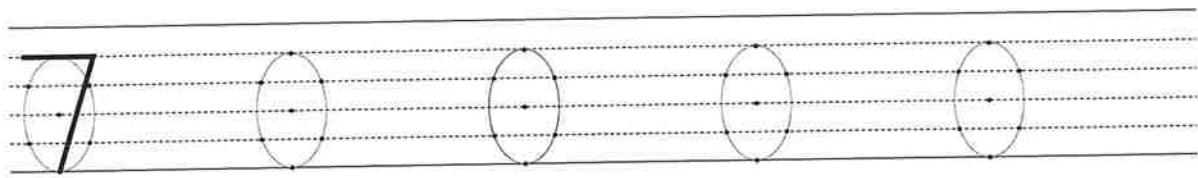
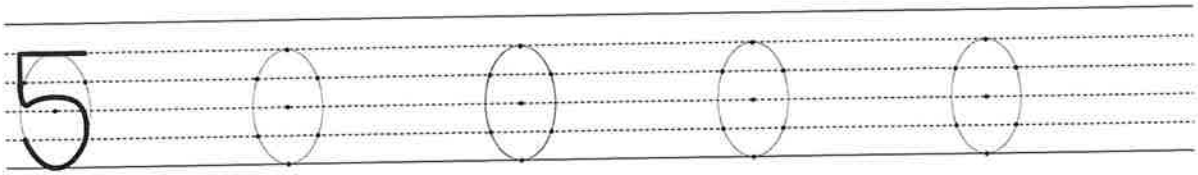
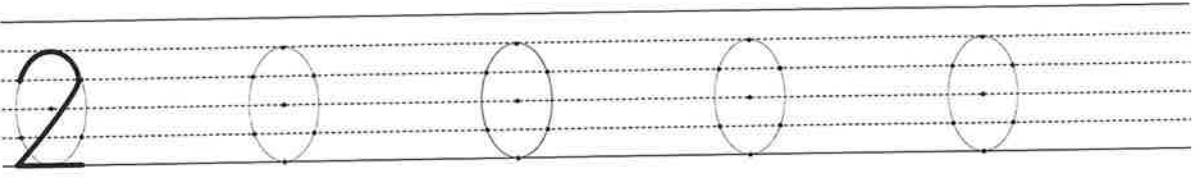
Copy.



The numbers are not in order. Instead children copy easier numbers first, followed by more difficult ones. Help your child by making sure they use the oval as a guide. Hold their hand over the pencil as they draw the number so they can feel how it is formed.




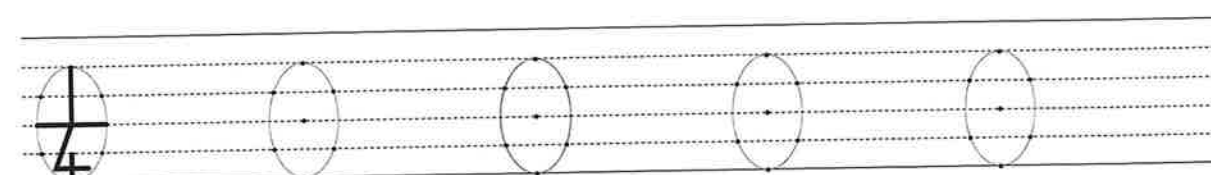
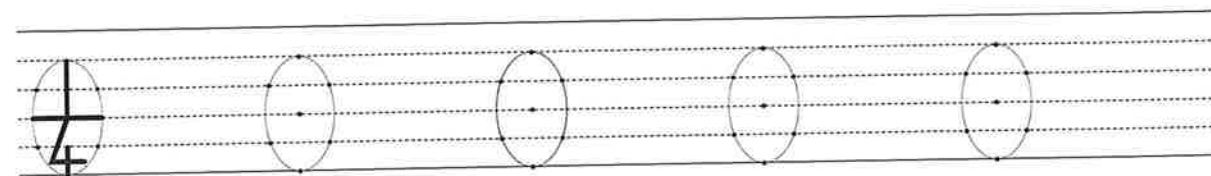
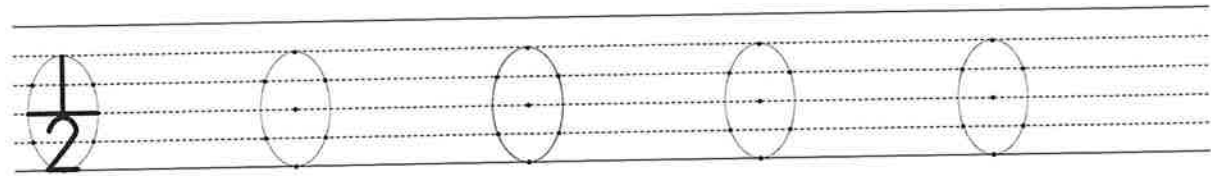
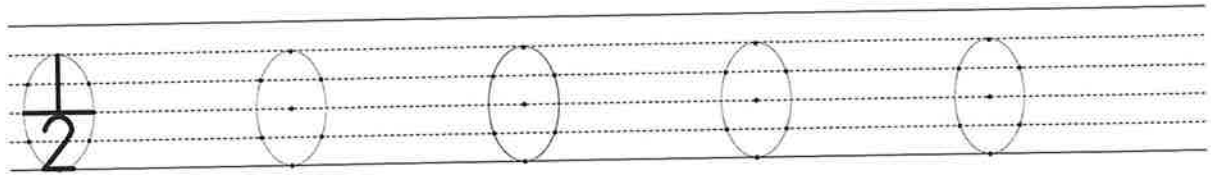
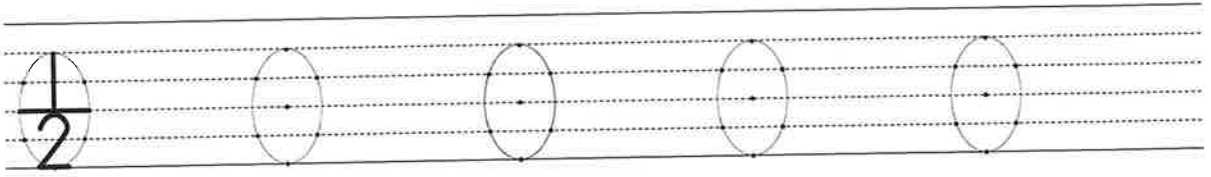
Copy.



The numbers are not in order. Instead children copy easier numbers first, followed by more difficult ones. Help your child by making sure they use the oval as a guide. Hold their hand over the pencil as they draw the number so they can feel how it is formed.



Copy.



The numbers are not in order. Instead children copy easier numbers first, followed by more difficult ones. Help your child by making sure they use the oval as a guide. Hold their hand over the pencil as they draw the number so they can feel how it is formed.



Look and say



Look, say and write



Cover and write

saw

very

here

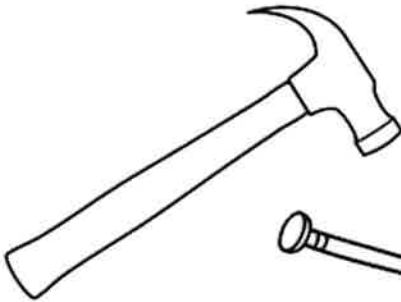
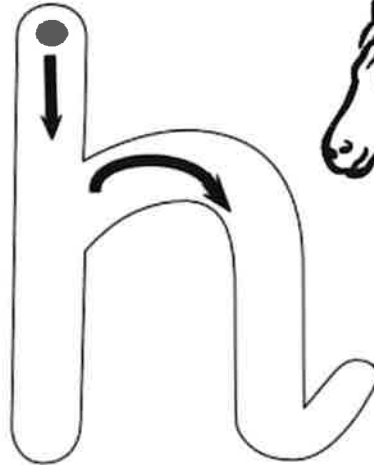
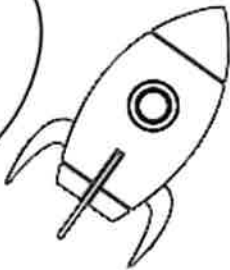
oh

Name:

H h



Colour the pictures that begin with the letter h




Write the letter h



h h h

I'LL BE THERE



Think of all the people you can ask when you need a helping hand.

Write their names onto the fingers of this helping hand to remind you.

Fill the rest of the hand with things you might need to ask for and decorate it however you fancy.

Ask for a hug, some time to talk or for whatever you need from these people when you're feeling under the weather.



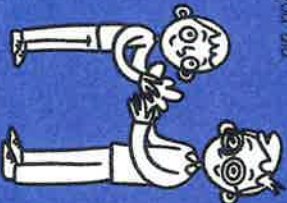
Sometimes things are just too big for us to deal with by ourselves.

What is feeling too big for you right now?



What are the most important parts of this problem?


Hand it over to someone who can help. You'll be glad you did.



Write here who you handed it over to, what happened after you did and how it helped.

If you don't need this activity right now, save it up until you do.

Make sure you tell your friends they can **HAND IT OVER** too, if they have something troubling them.



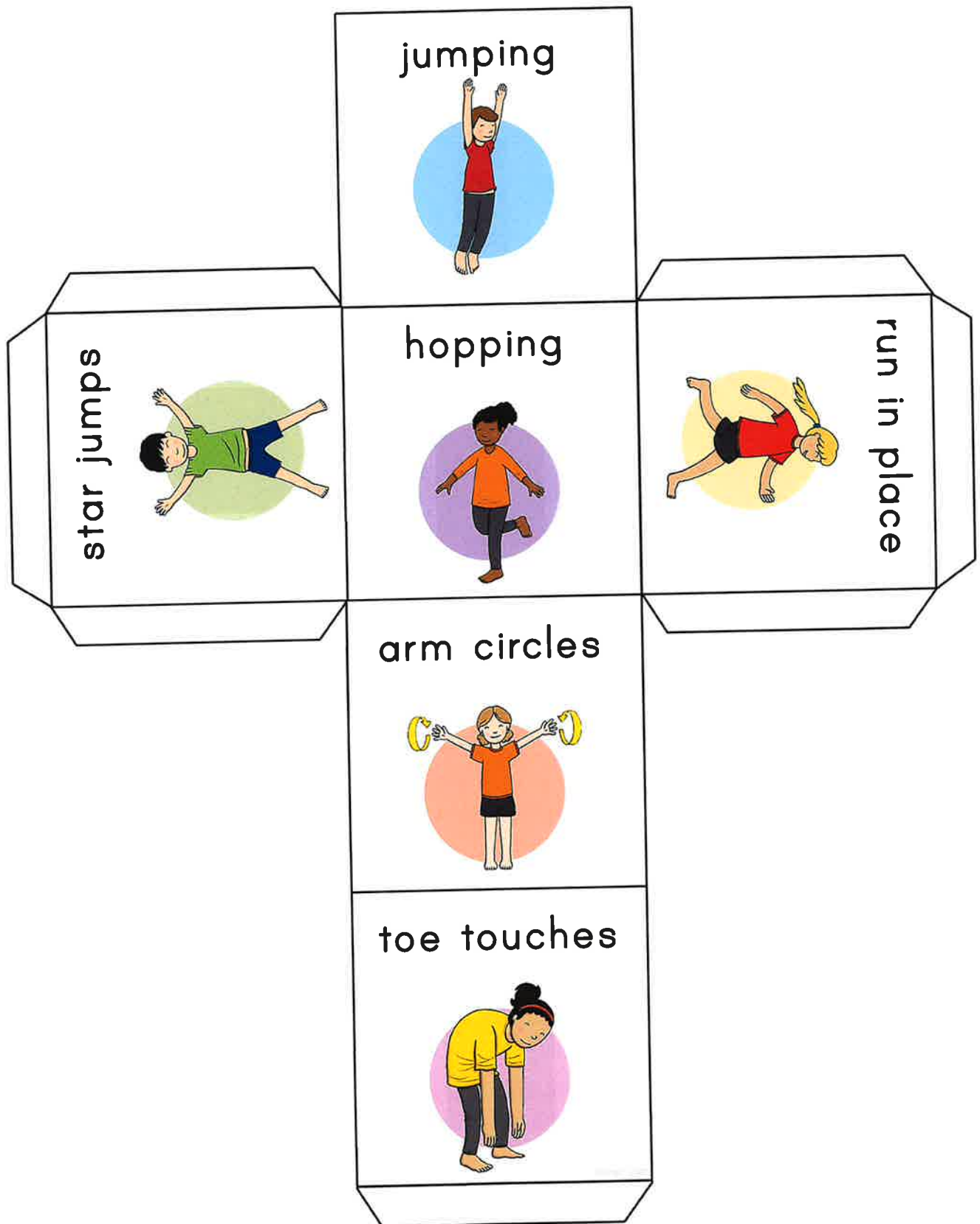


Thursday 4th March- WORLD BOOK DAY

Today, you may want to dress up as a character from your favourite book!

30 mins	<p>Get active / wake up shake up</p> <p>Look at the dice in your pack. If you can print it, then please do. Cut it out and roll the dice to see which exercises you will be doing this morning. If you can't print it out, choose 3 activities to do from the dice.</p>
10 mins	<p>Handwriting</p> <p>Have a go at the handwriting sheet, page 55.</p>
40 mins	<p>Take a look at your favourite book!</p> <p>Take a look at your favourite book. You may want to make a comic strip out of it, act it out, make puppets or write your own version! You could make up a new character or try to include yourself in the book! We would love to see all of your ideas.</p>
Break	
20 mins	<p>High Frequency Words</p> <p>Complete the high frequency word spelling sheet starting with 'their'. Can you write a sentence including each word you have practised today?</p>
30 mins	<p>Literacy</p> <p>Have a look at this story, 'Oh No, George!' by Chris Haughton and read along. https://www.booktrust.org.uk/books-and-reading/have-some-fun/storybooks-and-games/oh-no-george/ After reading the story, think about what you think George will do next. Can you draw what could have been the next page in the book and write a short sentence to show what George might have done?</p>
Lunch	
15 mins	<p>Reading</p> <p>Read your favourite book! It might be one that you enjoyed when you were little or a new favourite.</p>
15 mins	<p>Wellbeing</p> <p>This week you are going to be completing activities from a book called 'letting go'. Over the week, you will complete activities that will help you recognise and talk about your emotions. Today, complete the sheet called 'Hand it over'.</p>
30 mins	<p>Non-Core (Geography)</p> <p>Watch the video below about the 'Big Five' largest African animals. Now read the information sheet. Can you choose 2 of the Big Five animals from your sheets and complete the fact file information? https://www.bbc.co.uk/programmes/p011smwc (Cbeebies- Our Planet)</p>
Break	
10 mins	<p>Gratefulness</p> <p>Complete the 'what's in your heart' sheet. The instructions are on the sheet. If you can't print off the sheet, you could draw your own heart and label the colours.</p>
15 mins	<p>Storytime</p> <p>Listen to a story. An adult could read you a story or you can listen to one online.</p>

Gross Motor Roll and Exercise



Ss

Ss

Ss Ss Ss Ss Ss Ss Ss Ss

Find a name or word which
begins with the letter "s."



Look and say



Look, say and write



Cover and write



their

people

Mr.

Mrs.

Geography- The Big Five

Video link: <https://www.bbc.co.uk/programmes/p011smwc>

Aim

- I can understand some of the main animals that live in Kenya.

Success Criteria

- I can name 5 animals that live in Kenya.
- I can explain why animals are important to Kenya.
- I can explain what 'endangered' means and why animals in Kenya might be endangered.

Key Words



'Big Five'



tourists



endangered species



extinct



protect



habitat



climate



weather



migrate



What Can You Remember?

What is a national park?

What is a game reserve?

What is the difference?



National parks and game reserves are all very different in Kenya. They have different climates, weather and landscapes. This affects the animals that might be found there and the habitats that they make.



Magical Migration

What does migrate mean?

- In Kenya, animals migrate (move) from one place to another, across the land.
- Animals migrate for many reasons, such as to find food, water or shelter.

In Kenya, there is a very well-known, huge migration of wildebeest each year. Over two million animals migrate from the Serengeti National Park to the Maasai Mara National Reserve during July to October, covering 2000 miles!

The wildebeest even have to cross the Mara River, where crocodiles prey on them!



African Animals


National parks and game reserves are home to thousands of different species. Thousands of tourists visit Kenya each year to go on safari, to explore the magnificent landscapes, observe the wildlife and experience the climate.

Why do you think animals are important to Kenya?

Why are tourists important to Kenya?

One of the main reasons tourists visit is to see the 'Big Five'.

What are the 'Big Five'?



African Animals

The Big Five is a name given to the largest and most dangerous African animals: lion, leopard, African elephant, rhinoceros and Cape buffalo. The Big Five name was also given by hunters to name the five most difficult animals to hunt on foot.

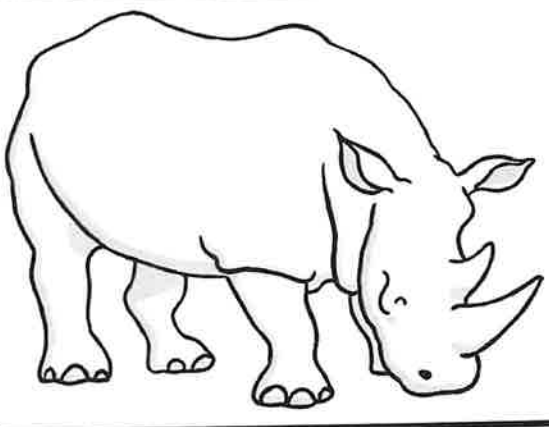
Watch this video clip about African animals.

Write or draw five animals that you can see.

Challenge: Which of the 'Big Five' did you spot?




The Big Five Research Sheet

Size:		
Weight:		
Lifespan:		
		Rhino
Habitat (where it lives):		
Food:		
Special features:		
Amazing facts:		


The Big Five Research Sheet



Size:		
Weight:		
Lifespan:		
		African Elephant
Habitat (where it lives):		
Food:		
Special features:		
Amazing facts:		


The Big Five Research Sheet

Empty rounded rectangular box with three circles on the right side.


Size:		
Weight:		
Lifespan:		
		Leopard
Habitat (where it lives):		
Food:		
Special features:		
Amazing facts:		

The Big Five Research Sheet




Size:		
Weight:		
Lifespan:		
		African Lion
Habitat (where it lives):		
Food:		
Special features:		
Amazing facts:		

The Big Five Research Sheet

Size:		
Weight:		
Lifespan:		
		Cape Buffalo
Habitat (where it lives):		
Food:		
Special features:		
Amazing facts:		

What's in your heart?



<input type="checkbox"/>	_____
<input type="checkbox"/>	_____
<input type="checkbox"/>	_____
<input type="checkbox"/>	_____
<input type="checkbox"/>	_____
<input type="checkbox"/>	_____


On each line you can add a feeling, for example joy. On all the other lines add different feelings and give them a different colour. When you have decided all of the different feelings, decorate your heart. The feeling you have the most should be the main colour of the heart and the decorations should be in the other colours. For example, if I chose green for joy, yellow for happiness and blue for excitement my main colour might be yellow because I feel happy the most but there might only be a little bit of blue on there for excitement because I am only excited some of the time.

E-mail your teacher your completed heart!


Friday 5th March

30 mins	Get active / wake up shake up Complete the PE circuits. These can all be done in the house! Good luck!
10 mins	Handwriting Have a go at the handwriting sheet, page Tt.
40 mins	Maths Have a go at the attached sheet. Draw taller and shorter images. Now try the comparing sizes game on the link below: https://www.topmarks.co.uk/early-years/lets-compare
Break	
20 mins	High Frequency words Complete the high frequency word spelling sheet starting with 'looked'. Can you write a sentence including each word you have practised today?
30 mins	Literacy Today we are going to look at the letter 'I' and the sound 'i'. Have a look at the sheet attached. Colour the pictures that begin with the letter 'i' and then practise writing the letter 'i'. When you have finished the sheet, have a look around your house for things that begin with the 'i' sound. Can you draw the things you find and try to write the word?
Lunch	
15 mins	Reading Find the sheet called 'The Fearless Four' in your pack. Read the short story carefully and answer the questions on the sheet.
15 mins	Wellbeing This week you have completed activities that have encouraged you to recognise and discuss different emotions. Hopefully it has helped you recognise different emotions and how to deal with them. Today, complete an activity called 'Sunshine on a rainy day'.
30 mins	PE Complete one (or more if you wish) of the 'Colours and Shapes' ideas in your pack! You have probably done some of these in previous packs however it is good to repeat activities to help perfect a skill.
Break	
10 mins	Gratefulness Today and over the weekend, take pictures of everything you are grateful for. If you can print the photos, print them off and write on the back why you are grateful for this thing. You could make a scrapbook of gratitude if you wanted to! We can't wait to see all of your lovely creative ideas!
15 mins	Storytime Listen to a story. An adult could read you a story or you can listen to one online.

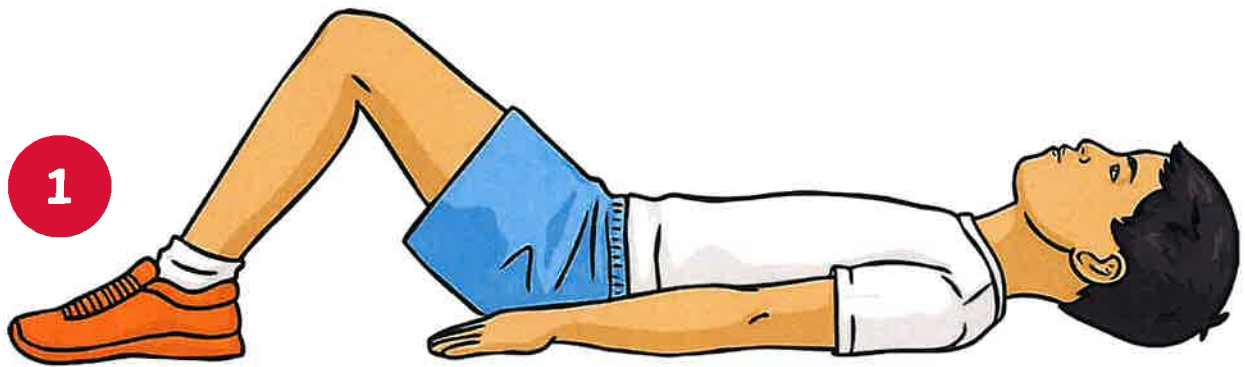
Plank




Burpees




Sit Ups



Shuttle Runs





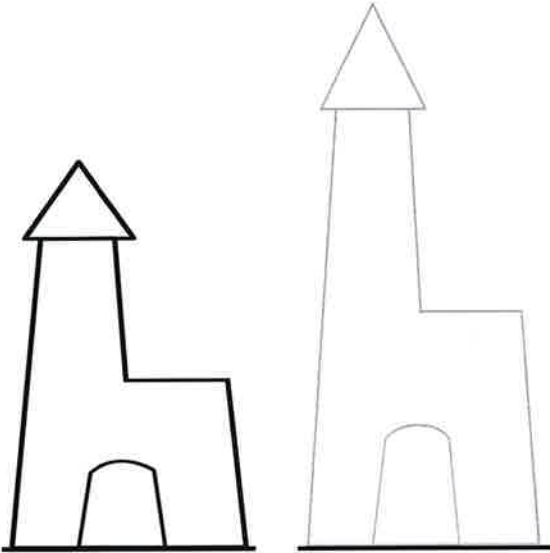
T t T t T t T t T t T t T t T t T t

Find a name or word which begins with the letter "t."




Draw taller and shorter.

1.



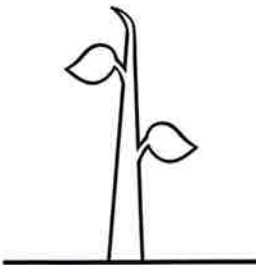
taller

3.



shorter

2.



taller

4.



shorter

Draw a shorter or taller object.
Use the words *taller* and *shorter*.



Look and say



Look, say and write



Cover and write

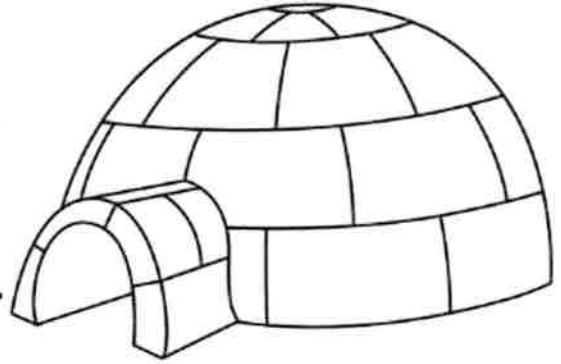

looked

called


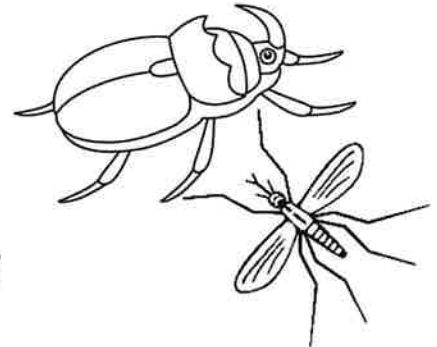
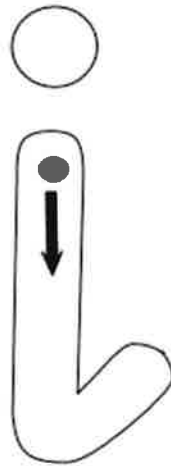
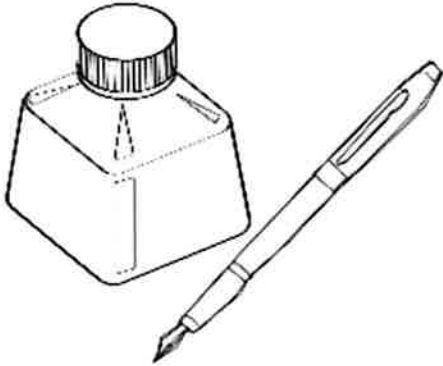
asked

could

Name:



Colour the pictures that begin with the letter i



Write the letter i



FRIDAY

SUNSHINE ON A RAINY DAY

Have you ever seen what happens when rain suddenly bursts into a sunny day?

Or, even better, when there's a burst of sunshine on a rainy day?


Rain breaks up the sunlight into different colours. Then you can see them all clearly, even when you'd forgotten they were always there.

Maybe you can add your hopes and dreams and things about yourself that you are proud of.

You don't get rainbows to enjoy unless there is rain. Next time you're feeling upset or hurt and you have tears in your eyes, why not remember all the things you have in your life to enjoy right now or look forward to in the future?

Fill this rainbow with all those things to remind yourself of the good in your life.

Keep the sunshine in your heart even when you can't see it.



Can you remember the colours of the rainbow?

The Fearless Four

- 7 Her powers are known throughout the land,
13 She can create a snowy swirl,
19 She freezes the sunniest villain's heart,
25 Her name is Blue Ice Girl!
- 34 His breath is as hot as the scorching sun,
40 His hair is one big flame,
48 He saves the day with his sizzling ways,
53 Fire Boy is his name!
- 61 She appears like a bolt from the night,
68 And some say that she is frightening,
76 But she'll rescue you with an electric flash,
81 She's known as Lady Lightning!
- 89 You might not know that he is there,
95 But he always has a plan,
100 Being invisible is his game,
104 He is Transparent Man!



Quick Questions



1. Which superhero has breath 'as hot as the scorching sun'?



2. Think of another word or phrase that the poet could have used in this line: 'His breath is as hot as...'



3. Why might you not know that Transparent Man is there?



4. What kind of emergency might you call one of the Ferocious Four to help you with?

OBJECTIVES

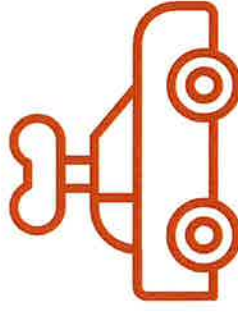



- ★ UNDERSTAND THE COLOUR OF CERTAIN OBJECTS.
- ★ IMPROVE QUICKNESS AND SPEED.

COLOURS AND SHAPES



INSTRUCTIONS

-  LAYOUT SEVERAL TOYS IN AN AREA.
-  WHEN THE COLOUR OF A TOY IS CALLED OUT THE PLAYER MUST TOUCH THAT TOY AS QUICKLY AS POSSIBLE.
-  CAN BE PLAYED IN A SMALL OR LARGE AREA.



CHANGE IT UP



WHEN TOUCHING THE TOY THEY MUST SPELL OUT THE COLOUR THE TOY IS.



WHEN TOUCHING THE TOY THEY MUST SPELL OUT THE NAME OF THE TOY.



MOVE THE TOYS AROUND INTO DIFFERENT PLACES.

OBJECTIVES


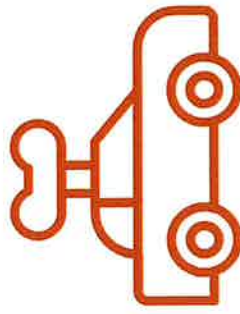

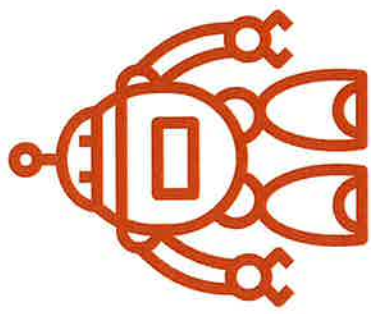
- ★ UNDERSTAND THE SIZE AND TEXTURE OF CERTAIN OBJECTS.
- ★ IMPROVE QUICKNESS AND SPEED.

COLOURS AND SHAPES



INSTRUCTIONS

-  LAYOUT SEVERAL TOYS IN AN AREA.
-  WHEN THE SIZE OF A TOY IS CALLED OUT THE PLAYER MUST TOUCH THAT TOY AS QUICKLY AS POSSIBLE.
-  CAN BE PLAYED IN A SMALL OR LARGE AREA.



CHANGE IT UP



CALL OUT THE TEXTURE OF CERTAIN TOYS (SOFT, HARD, PLASTIC ETC)



CALL OUT DIFFERENT SIZES OF TOYS IN THE SAME TURN (SMALL - BIG - SMALL)



MOVE THE TOYS AROUND INTO DIFFERENT PLACES.

COLOURS AND SHAPES





OBJECTIVES

- ★ ORGANISE OBJECTS INTO GROUPS BASED ON CERTAIN CATEGORIES.
- ★ IMPROVE QUICKNESS AND SPEED.

INSTRUCTIONS

-  LAYOUT SEVERAL TOYS IN AN AREA.
-  CALL OUT DIFFERENT SIZES, COLOURS, MATERIALS, NAMES AND SHAPES OF TOYS. THEY THEN ARE ORGANISED INTO GROUPS BASED ON THAT CATEGORY.
-  CAN BE PLAYED IN A SMALL OR LARGE AREA.



CHANGE IT UP

-  CAN THE TOYS BE ARRANGED FROM SMALLEST TO LARGEST?
-  CAN THE TOYS BE ARRANGED FROM SOFTEST TO HARDEST?
-  CAN THE TOYS BE ARRANGED IN ALPHABETICAL ORDER?