


# KSI SEN Pack - Week 8

Home Learning	
<p>This pack is an SEN pack (Key Stage 1 Level). It provides alternative activities if you are finding your year group pack a little bit tricky. There is a suggested length of time for each activity. Please feel free to spend more or less time on each activity to suit you and your child. In your pack there are all the resources you need for each day. We are available to contact should you have any questions on <b>your class e-mail address</b> or you can call the school office on 0116 2413444 where somebody will be able to help you.</p>	
Monday 1 <sup>st</sup> March	
30 mins	<p style="text-align: center;"><b>Get active / wake up shake up</b></p> <p style="text-align: center;">Teach a group yoga class. You can use some of the yoga cards to help you! Try making up and naming some yoga poses of your own. You could take a photo of the new moves you have created!</p>
10 mins	<p style="text-align: center;"><b>Handwriting</b></p> <p style="text-align: center;">Find the handwriting sheet that starts with 'very' and complete in your neatest handwriting.</p>
40 mins	<p style="text-align: center;"><b>Maths</b></p> <p>Arithmetic- Can you count the coins on your worksheet and write your answers in pounds and/or pence? <b>WALT: Can I interpret a tally chart?</b> Have a look at the tally charts on your sheet. Remember, tally marks are grouped into fives. Can you use the information to help you to answer the questions?</p>
Break	
20 mins	<p style="text-align: center;"><b>Writing time</b></p> <p style="text-align: center;">Change these sentences into the past tense and then write them into your book.</p> <ol style="list-style-type: none"> <li>1. I eat chocolate biscuits in the afternoon.</li> <li>2. I jump up when my dog barks.</li> <li>3. I watch telly when I finish home school.</li> </ol>
30 mins	<p style="text-align: center;"><b>Literacy</b></p> <p style="text-align: center;">Today you are going to 'box up' the Baba Yaga story. We use the 'box up' method at school. You will need something to write on and pen or pencil. Click for the lesson here <a href="https://tinyurl.com/y6539b2w">https://tinyurl.com/y6539b2w</a></p>
Lunch	
15 mins	<p style="text-align: center;"><b>Reading</b></p> <p>Watch Steve Skidmore reading from his book 'Mind the Door.' What do you think is behind the cellar door? Can you draw a picture of what you think will be behind it? You can draw in your book or on plain paper.</p>
15 mins	<p style="text-align: center;"><b>Wellbeing</b></p> <p style="text-align: center;">This week you are going to be completing activities from a book called 'letting go'. Over the week, you will complete activities that will help you recognise and talk about your emotions. Today, complete the sheet called 'I am'.</p>
30 mins	<p style="text-align: center;"><b>Non-Core (Art)</b> Toilet Roll Art</p> <p style="text-align: center;">There are so many ways you can get arty with a toilet roll! Have a look at the sheet attached for some ideas and get creative. You could stick things on, paint them, use colouring pencils. Remember to send in your great designs to your class email.</p>
Break	
10 mins	<p style="text-align: center;"><b>Gratefulness</b></p> <p style="text-align: center;">Take a look at the 'gratitude yoga' cards. Have a go at some of these poses. You have been doing a lot of yoga over the last week so you should be getting very good at some of the poses!</p>
15 mins	<p style="text-align: center;"><b>Storytime</b></p> <p style="text-align: center;">Listen to a story. An adult could read you a story or you can listen to one online.</p>




tree pose

twinkl.com



cobra pose

twinkl.com



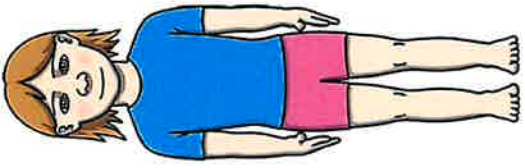
camel pose

twinkl.com



lion pose

twinkl.com




mountain pose

twinkl.com



flamingo pose

twinkl.com




butterfly pose

twinkl.com



elephant pose

twinkl.com




warrior pose

twinkl.com




cow pose

twinkl.com



shoulder stand pose

twinkl.com



downward facing dog pose

twinkl.com

# Cursive Handwriting Practice

Practise your weekly spelling words using cursive handwriting.

very

happy

funny

party

family

dizzy

smelly

silly

jolly

sunny

# Counting Mixed Coins

Count the coins and write your answers in pence or pounds and pence.

1.



How much? \_\_\_\_\_

2.



How much? \_\_\_\_\_

3.



How much? \_\_\_\_\_

4.



How much? \_\_\_\_\_

5.



How much? \_\_\_\_\_

6.



How much? \_\_\_\_\_

7.



How much? \_\_\_\_\_

8.



How much? \_\_\_\_\_

9.



How much? \_\_\_\_\_

10.



How much? \_\_\_\_\_

# Diving into Mastery - Deep

## Adult Guidance with Question Prompts

Children use tally charts to record data. They have an understanding of how tally marks are grouped in fives and they count in fives to help them work out the total. Children interpret tally charts to answer questions.

What do we need to know about tally marks before we begin?

How many people had a birthday in January?

How can you count to make it efficient?

How many people had a birthday in February?

How do you know?

Can you draw the tally marks to show how many birthdays there were in April?

What does most common mean?

Explain how you know which was the most common month for birthdays.

Explain how you know which month had the fewest birthdays.

## Make Tally Charts



Complete the tally chart.

Birthday Month	Tally	Total
January		12
February		
March		
April		5
May		7
June		
July		
August		11
September		
October		6
November		
December		17

Which is the most common month for birthdays?

Which month had the fewest birthdays?

# Diving into Mastery - Deeper

## Adult Guidance with Question Prompts

Children spot errors in a tally chart by comparing the tally marks to the total. They explain the way five marks are written.

Can you count up the tally marks to check they match the total?

How can you count to make it efficient?

Which totals are incorrect?

How do you know?

What should the total be?

Alex thinks the tally marks should be written like this. Explain why he is wrong.

## Make Tally Charts



100 children were asked to choose their favourite party foods. Which foods have the wrong total?

Party Food	Tally	Total
crisps		22
jelly		19
cake		24
sandwiches		8
ice cream		41

Count the tally marks to work out the correct totals.

The tally marks for the sandwiches should look like this.



Explain why Alex is wrong.

# I AM


Draw your face in the middle of this flower.  
 Ask people you care about to describe your special qualities.  
 Write them onto the petals.



GENTLE


KIND

THOUGHTFUL




SMART

HELPFUL



Come back to this page whenever you need to remind yourself how incredible you are.



# !!!

Like everyone else, you need time to think about and understand yourself so you can ask for what you need when you're LETTING GO.



When I'm upset, I \_\_\_\_\_ feel sad.  
 I need \_\_\_\_\_ a hug.

When I'm happy, I \_\_\_\_\_  
 I need \_\_\_\_\_

When I'm bored, I \_\_\_\_\_  
 I need \_\_\_\_\_

When I'm cross, I \_\_\_\_\_  
 I need \_\_\_\_\_

When I'm \_\_\_\_\_, I \_\_\_\_\_  
 I need \_\_\_\_\_

When I'm \_\_\_\_\_, I \_\_\_\_\_  
 I need \_\_\_\_\_

# Toilet Roll Art



# Gratitude Yoga Exercises for Kids

I am grateful for:



**My Breath**

*Child's Pose*

Lower your hips to your heels and forehead to the floor while you stretch your arms overhead.



**My Goals**

*Cobra Pose*

Lay with your belly on the floor and begin to straighten your arms to lift the chest off the floor.



**The Sun**

*Mountain Pose*

Stand with your big toes touching and heels slightly apart, hands stretched at your sides.



**My Strength**

*Warrior 1 Pose*

Reach your fingertips to the sky as you bend your front knee and straighten your back leg.



**Nature**

*Tree Pose*

From mountain pose, bend one knee and lift your heel up to rest against the opposite leg.



**The Sky**


*Resting Pose*

Lie on your back with your legs straight and arms at your sides. Close your eyes and breathe deeply.

Tuesday 2<sup>nd</sup> March

30 mins	<p><b>Get active / wake up shake up</b></p> <p>Complete the bean bag activities. If you don't have a bean bag at home, you could balance a pillow or something else small on your head! Good luck!</p>
10 mins	<p><b>Handwriting</b></p> <p>Find the handwriting sheet that starts with 'for' and complete in your neatest handwriting.</p>
40 mins	<p><b>Maths</b></p> <p>Arithmetic- Count the coins on your worksheet in pence and then write how much there is in both, pounds and pence</p> <p><b>WALT: Can I construct a tally chart?</b> Have a look at the information on your sheet. Remember, tally marks are grouped into fives. Can you use the information to help you to construct a tally chart? When you have finished, have a go at making your own table of information. You may want to choose favourite colours of members of your family, or favourite foods. Now can you create a tally chart from this information? Remember to give your work a title.</p>
Break	
20 mins	<p><b>Writing Time</b></p> <p>Find the worksheet in your pack called 'Changing verbs to the past tense.' Change each verb into the present tense, you can either write the past tense verb on the sheet or copy the sentence into your book. See how many sentences you can do in 10 minutes!</p>
30 mins	<p><b>Literacy</b></p> <p>Today's lesson explores how writers create story openings that hook readers in and make them want to continue reading.</p> <p><a href="https://tinyurl.com/y62b6wfs">https://tinyurl.com/y62b6wfs</a></p>
Lunch	
15 mins	<p><b>Reading</b></p> <p>Find 'The most heroic hero' sheet in your pack. Read it carefully and answer the questions on the sheet.</p>
15 mins	<p><b>Wellbeing</b></p> <p>This week you are going to be completing activities from a book called 'letting go'. Over the week, you will complete activities that will help you recognise and talk about your emotions.</p> <p>Today, complete the sheet called 'I, I, I'.</p>
30 mins	<p><b>Science</b></p> <p>Have you bought your bag of skittles?</p> <p>Take a look at the experiment on this website:</p> <p><a href="https://www.sciencefun.org/kidszone/experiments/rainbow-in-a-glass/">https://www.sciencefun.org/kidszone/experiments/rainbow-in-a-glass/</a></p> <p>Take pictures of your creation and send it to your teacher.</p>
Break	
10 mins	<p><b>Gratefulness</b></p> <p>Complete the gratitude scavenger hunt. This is a fun activity where you are going to find things that match each of the statements! We can't wait to see all of the different things that you collect!</p>
15 mins	<p><b>Storytime</b></p> <p>Listen to a story. An adult could read you a story or you can listen to one online.</p>


Balance the beanbag  
on your back.



Balance the beanbag  
on your shoulder.



Balance the beanbag  
on your chest.



Balance the beanbag  
on your hand.



# Cursive Handwriting Practice

Practise your weekly spelling words using cursive handwriting.

for

short

born

horse

morning

more

score

before

work

shore

# Counting Mixed Coins

**Challenge:** Count the coins and write your answers in pence and then in pounds and pence.

11.



How much in pence? \_\_\_\_\_

How much in pounds and pence?  
\_\_\_\_\_

12.



How much in pence? \_\_\_\_\_

How much in pounds and pence?  
\_\_\_\_\_

13.



How much in pence? \_\_\_\_\_

How much in pounds and pence?  
\_\_\_\_\_

14.



How much in pence? \_\_\_\_\_

How much in pounds and pence?  
\_\_\_\_\_

# Diving into Mastery - Deepest

## Adult Guidance with Question Prompts

Children construct a simple tally chart and answer questions by totalling and comparing data. Children may need a ruler to draw a table or you could provide a predrawn table for children to record their results.

How will you create a tally chart?

How many columns and rows will we need in the table?

What will the table headings be?

Show me how you will record each type of entertainment.

How many children chose each type as their favourite?

How will you draw that number of tally marks?

Which entertainment got the most/least votes? Explain how you know.


How many children chose a clown and how many chose a disco?

What is the difference between those two numbers?

How many votes did the magician and balloon modeller get?

Explain how you will find the total number of votes.

## Make Tally Charts



Some children voted for their favourite party entertainment by putting a cross in the box.

clown	xxxxx xxxxxx xxxxxx xxxxxx xxx
disco	xxxxx xxxxxx xx
magician	xxxxx xxxxxx xxxxxx xxx
balloon modeller	xxxxx xxxx
party games	xxxxx xxxxxx xxxxxx xxxxxx xxxxxx xx

Represent this data using a tally chart.

Which is the most popular party entertainment?

Which is least popular?

What is the difference between the number of votes for a clown and a disco?

How many votes did a magician and a balloon modeller get altogether?

## Changing verbs to the past tense

1. Bob was painting a picture.

Bob.....a picture.

2. Tina was opening her present.

Tina.....her present.

3. Mr. Thomas was using the phone.

Mr. Thomas.....the phone.

4. Corey was jumping on his trampoline.

Corey..... on his trampoline.

5. Daniel was watching the birds.

Daniel..... the birds.

6. Fred was making a card.

Fred..... a card.

7. Mark was eating an apple.

Mark ..... an apple.

8. James was hitting the tree with his stick.

James..... the tree with his stick.

9. I want to say "Your clothes look lovely".

I ..... "Your clothes look lovely".

10. The teacher was telling the children a story.

The teacher..... the children a story.

11. In Early Years you get to choose games to play.

In Early Years they \_\_\_\_\_ games to play.

12. My brother likes to wear his batman outfit everyday.

My brother \_\_\_\_\_ his batman outfit everyday.

13. I always lose at running games.

I \_\_\_\_\_ the running game.

14. Miss Langston will like it if I write neatly.

Miss Langston liked it when I \_\_\_\_\_ neatly.

15. I don't know what you mean.

I didn't know what you \_\_\_\_\_.

# The Most Heroic Hero

9 One day, all the superheroes were arguing about who  
21 was the most heroic. "I am the best hero because I can  
34 fly as fast as a plane," boasted Zoom Boy. "No, I am the  
44 best because I can lift ten double decker busses," scoffed  
53 Muscle Man. Every superhero wanted to say why they  
56 were the best.

66 Every superhero that is, except for Green Girl. The others  
76 all laughed at Green Girl behind her back. Just what  
81 **was** her super power anyway?

88 "I'm sure that the best superhero could  
93 easily defeat the dangerous Captain  
98 Zeeborg," said Green Girl quietly.  
103 She suggested that whoever defeated  
109 Zeeborg would be proven the most  
116 heroic. Trembling, but too proud to say  
121 no, the superheroes all agreed.



# Quick Questions



1. Why does Zoom Boy think he is the best superhero?



2. Why is the word 'was' written in bold?



3. How do you think the superheroes feel about Captain Zeeborg?



4. What do you think Green Girl's super power will turn out to be?

# Gratitude Scavenger Hunt

Find things you are grateful for and snap a pic, then check it off the list!

- Find something that you are grateful for in nature.
- Find something that makes you feel at home.
- Find something that you enjoy in the yard.
- Find something that you love in your room.
- Find something that you eat that tastes good.
- Find something that has an enjoyable smell.
- Find something that reminds you of a loved one.
- Find something that makes you feel unique.
- Find something that you find entertaining.
- Find something that you look forward to every day.
- Find something that is useful for you.
- Find something that makes a beautiful sound.
- Find something that comes in your favorite color.

Wednesday 3<sup>rd</sup> March

30 mins	<p><b>Get active / wake up shake up</b> Take a look at Joe Wicks 5 minute workouts. Have a go at as many as you can.</p>
10 mins	<p><b>Handwriting</b> Find the handwriting sheet that starts with 'saw' and complete in your neatest handwriting.</p>
40 mins	<p><b>Maths</b> Arithmetic- Look at the ice creams on your worksheet and count how much each ice cream costs. Write your answers in the circles. <b>WALT: Can I draw pictograms?</b> Watch the following video 'Draw pictograms (2, 5 &amp; 10)' and work through the questions. Pause the video and have a go. Now challenge yourself and have a go at the activity sheets. <a href="https://whiterosemaths.com/homelearning/year-2/spring-week-6-statistics/">https://whiterosemaths.com/homelearning/year-2/spring-week-6-statistics/</a></p>
Break	
20 mins	<p><b>Writing Time</b> Commas can be used to separate items in a list. Watch the video here, <a href="https://www.bbc.co.uk/bitesize/topics/z8x6cj6/articles/zxvcrdm">https://www.bbc.co.uk/bitesize/topics/z8x6cj6/articles/zxvcrdm</a> Then do the activity and take the quiz to check your understanding.</p>
30 mins	<p><b>Literacy</b> It is your turn to write a story opening that hooks readers in. Today you will be focusing on creating an interesting setting. You will need your book or some paper and something to write with. <a href="https://tinyurl.com/yx8jdogk">https://tinyurl.com/yx8jdogk</a></p>
Lunch	
15 mins	<p><b>Reading</b> Watch and listen to the fabulous Michael Rosen telling the story of 'The Listeners' by Walter De La Mare. He really is a fantastic story teller! What do you think? <a href="https://youtu.be/Mw4FbniQzFk">https://youtu.be/Mw4FbniQzFk</a></p>
15 mins	<p><b>Wellbeing</b> This week you are going to be completing activities from a book called 'letting go'. Over the week, you will complete activities that will help you recognise and talk about your emotions. Today, complete the sheet called 'I'll be there'.</p>
30 mins	<p><b>Non-Core (Music)</b> Today you are going to complete a task called 'mood music'. Think of all of the songs you know. Match a song to the following feelings: Happy Sad Angry Relaxed Excited Why does each song match this feeling? How does it make you feel? What tempo does the music have? How many beats are there? Is the music fast/slow for each mood- why do you think this is? Challenge: Have a go at writing your own song for one of these moods!</p>
Break	
10 mins	<p><b>Gratefulness</b> See the template in your pack. You can use these to make thank you cards to anyone you are grateful for or you could make your own.</p>
15 mins	<p><b>Storytime</b> Listen to a story. An adult could read you a story or you can listen to one online.</p>

# Joe Wicks: 5-Minute Move Workout 1

View the linked video content [here](#) to see Joe demonstrate the workouts.

Please check that the content in this link, including any comments, is suitable for your educational environment before showing. Please do not let the next video automatically play at the end of the clip. Twinkl accepts no responsibility for the content of third party websites.

These cards have been created to illustrate the exercises demonstrated by Joe in the workout video. Each exercise is performed for 40 seconds, with a 20-second rest in-between. However, this can be changed to suit your class. The cards can be used with or without the video to support children who need help performing each movement; to create workouts of different lengths or to complete their exercises outdoors.



# Joe Wicks: 5-Minute Move Workout 1

## Marching on the Spot

1. Stand with your feet hip-width apart.
2. Lift one foot and then the other.
3. Stay on the same spot.
4. Lift your knees up high, keeping your back straight.
5. Pump your arms as well.







# Cursive Handwriting Practice

Practise your weekly spelling words using cursive handwriting.

saw

draw

yawn

crawl

claw

author

August

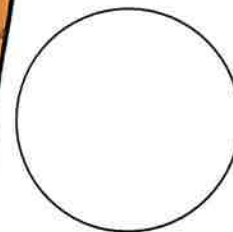



dinosaur

astronaut

your

# How Much Do the Ice Creams Cost?

How much does each ice cream cost? Look at the coins and write the total amount in the circle.



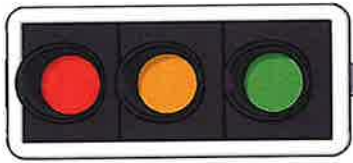
## Draw Pictograms (2, 5 and 10)



Class A did a traffic survey outside school.

Use the tally chart to fill in the missing parts of the 3 pictograms.

Vehicle	Tally
Car	
Motorbike	
Van	
Bus	



Car		● ● ●	
Motorbike			
Van			
Bus			● ●

**Key** ● = 5 children

Vehicle	
Car	■ ■ ■ ■ ■ ■ ■ ■ ■ ■
Motorbike	
Van	■ ■ ■
Bus	

**Key** ■ = 2 children

Car	
Motorbike	
Van	☺
Bus	☺

**Key** ☺ = 10 children



Which pictogram do you think represents the data best? Explain your choice.

## Draw Pictograms (2, 5 and 10)



The children from Twinkl Academy have been collecting data about their favourite safari animals. Anna and Raj are talking about how best to represent this data in a pictogram.

	Tally
Lion	
Elephant	
Buffalo	
Rhino	
Leopard	

I think each symbol should represent 10 children.

I think each symbol should represent 2 children.



Who do you agree with? Explain why.

What other scales could be used?

## Draw Pictograms (2, 5 and 10)



Children in class B collect data about how they travel to school.  
Use the clues to work out what is missing from the pictogram.

All the totals are multiples of 5.

15 children travelled by car.

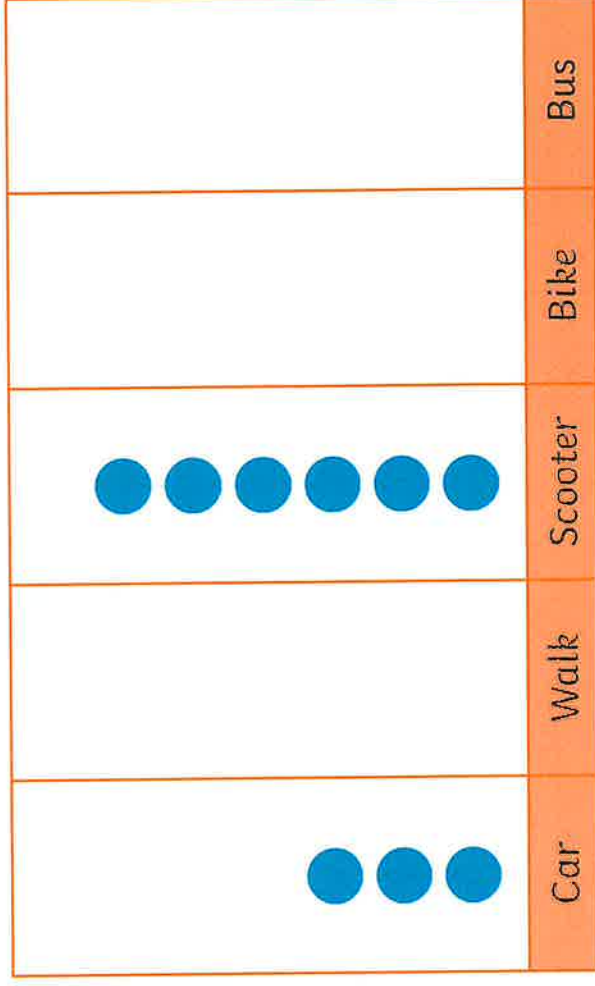
More children walked than came by car.

Fewer children walked than came by scooter.

Bus was the least common way of travelling.

Twice as many children came by bike as by bus.

At least 5 children used each way of travelling.



**Key** ● = \_\_\_ children

What does each symbol represent?

Can you find different ways to complete the pictogram?

WEDS

# I'LL BE THERE

Think of all the people you can ask when you need a helping hand.



Write their names onto the fingers of this helping hand to remind you.

Fill the rest of the hand with things you might need to ask for and decorate it however you fancy.

Ask for a hug, some time to talk or for whatever you need from these people when you're feeling under the weather.



THURS

# HAND IT OVER

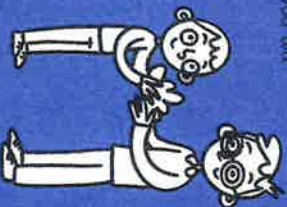
Sometimes things are just too big for us to deal with by ourselves.

What is feeling too big for you right now?



What are the most important parts of this problem?

Hand it over to someone who can help. You'll be glad you did!



Write here who you handed it over to, what happened after you did and how it helped.

If you don't need this activity right now, save it up until you do.

Make sure you tell your friends they can **HAND IT OVER** too, if they have something troubling them.





*Thank you*

I'm grateful for you because:

*love,*



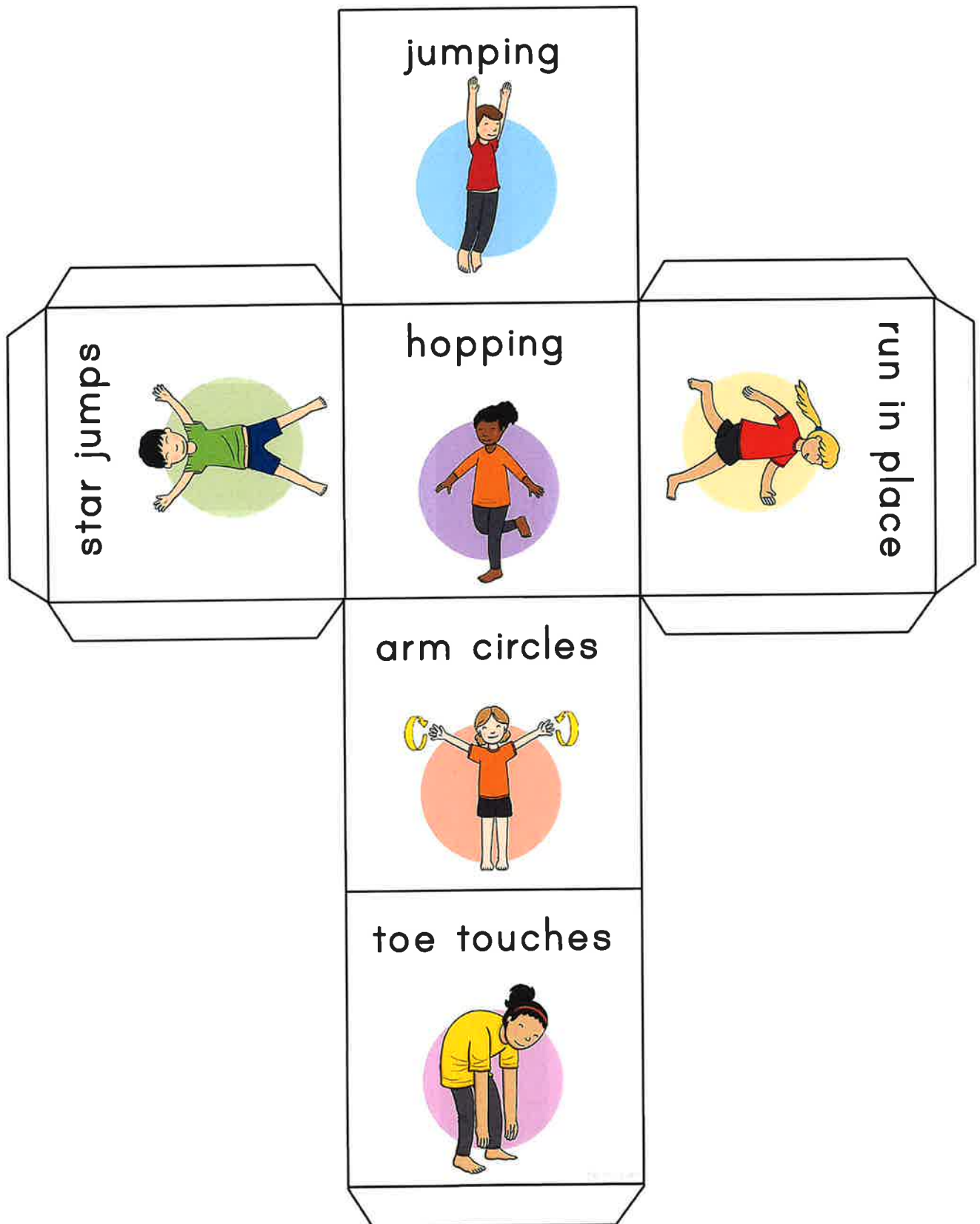
*Thank you*

I'm grateful for you because:

*love,*

Thursday 4 <sup>th</sup> March- WORLD BOOK DAY Today, you may want to dress up as a character from your favourite book!	
30 mins	<b>Get active / wake up shake up</b> Look at the dice in your pack. If you can print it, then please do. Cut it out and roll the dice to see which exercises you will be doing this morning. If you can't print it out, choose 3 activities to do from the dice.
10 mins	<b>Handwriting</b> Find the handwriting sheet that starts with 'air' and complete in your neatest handwriting.
40 mins	<b>Maths</b> Read one of your favourite books. Can you plot a feelings/ emotions graph to show how a character is feeling throughout different points in the story? Have a look at the sheet to help you.
Break	
20 mins	<b>Writing Time</b> Tell me about your favourite book! You could draw a picture of the front cover or a character or your favourite part of the book. Then write 3 sentences to tell me why you love this book!
30 mins	<b>Literacy</b> Today the focus is on writing a moment of exciting action to include in your story opening. You will need your writing from yesterday and something to write with. <a href="https://tinyurl.com/y6hcq5q8">https://tinyurl.com/y6hcq5q8</a>
Lunch	
15 mins	<b>Reading</b> Read your favourite book! It might be one that you enjoyed when you were little or a new favourite.
15 mins	<b>Wellbeing</b> This week you are going to be completing activities from a book called 'letting go'. Over the week, you will complete activities that will help you recognise and talk about your emotions. Today, complete the sheet called 'Hand it over'.
30 mins	<b>Non-Core (Geography)</b> Watch the video below about the 'Big Five' largest African animals. Now read the information sheet. Can you choose 2 of the Big Five animals from your sheets and complete the fact file information? <a href="https://www.bbc.co.uk/programmes/p011smwc">https://www.bbc.co.uk/programmes/p011smwc</a> (Cbeebies- Our Planet)
Break	
10 mins	<b>Gratefulness</b> Complete the 'what's in your heart' sheet. The instructions are on the sheet. If you can't print off the sheet, you could draw your own heart and label the colours.
15 mins	<b>Storytime</b> Listen to a story. An adult could read you a story or you can listen to one online.

# Gross Motor Roll and Exercise



# Cursive Handwriting Practice

Practise your weekly spelling words using cursive handwriting.

air

fair

pair

hair

chair

bare

dare

care

share

scared



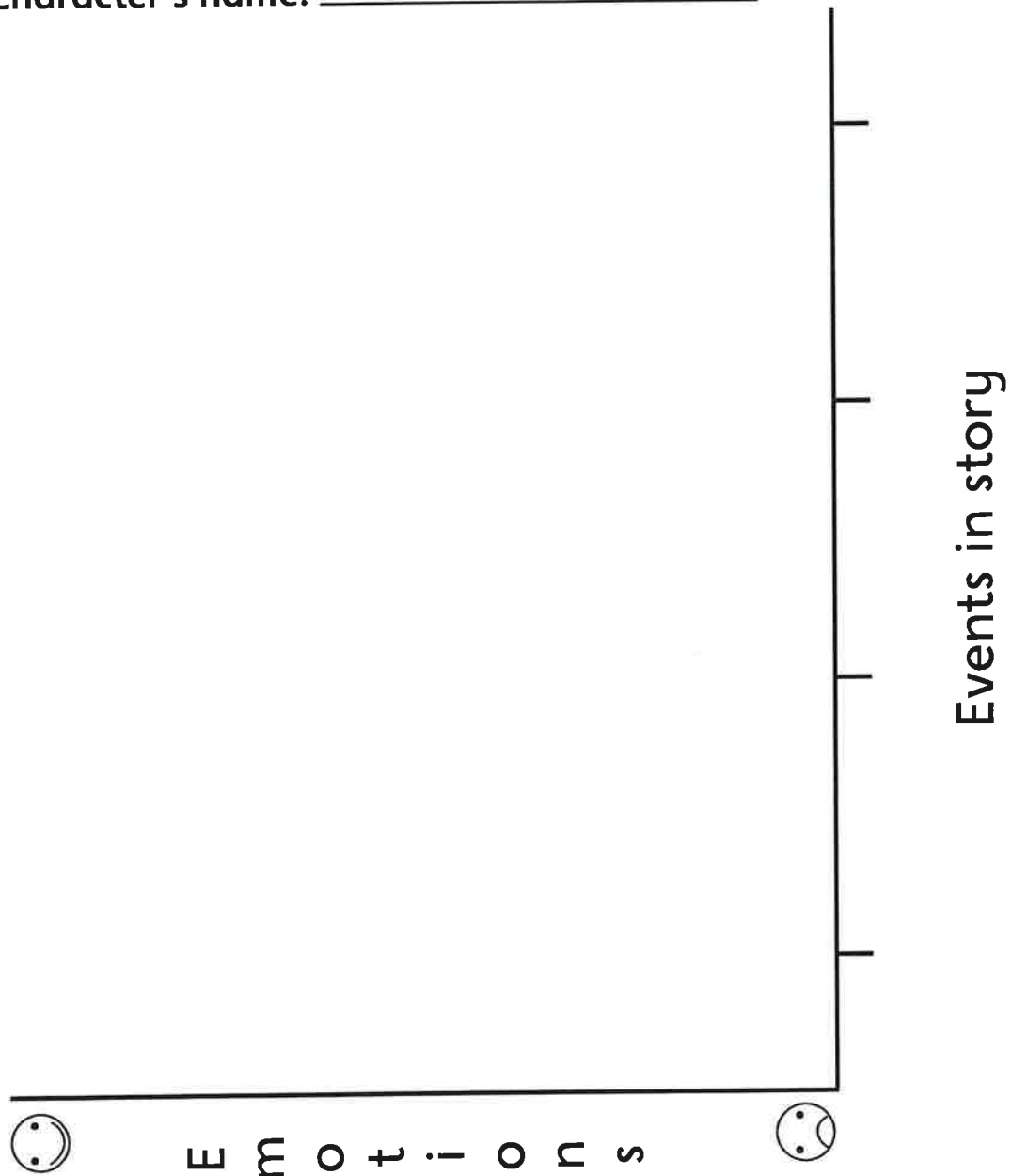
# Project X Origins Activity

Name \_\_\_\_\_ Date \_\_\_\_\_

## Emotions graph

Label the key events from the story along the bottom of the graph. Map the character's feelings on the graph.

Character's name: \_\_\_\_\_



Find out more about *Project X Origins* at [www.oxfordprimary.co.uk/projectxorigins](http://www.oxfordprimary.co.uk/projectxorigins)

Find more activities for *Project X Origins* on [Oxford Owl](#)

**OXFORD**  
UNIVERSITY PRESS

© Oxford University Press

# Geography- The Big Five

Video link: <https://www.bbc.co.uk/programmes/p011smwc>

## Aim

- I can understand some of the main animals that live in Kenya.

## Success Criteria

- I can name 5 animals that live in Kenya.
- I can explain why animals are important to Kenya.
- I can explain what 'endangered' means and why animals in Kenya might be endangered.

## Key Words

'Big Five'

tourists

endangered species

extinct

protect

habitat

climate

weather

migrate

## What Can You Remember?



What is a national park?

What is a game reserve?

What is the difference?



National parks and game reserves are all very different in Kenya. They have different climates, weather and landscapes. This affects the animals that might be found there and the habitats that they make.



## Magical Migration



### What does migrate mean?

- In Kenya, animals migrate (move) from one place to another, across the land.
- Animals migrate for many reasons, such as to find food, water or shelter.

In Kenya, there is a very well-known, huge migration of wildebeest each year. Over two million animals migrate from the Serengeti National Park to the Maasai Mara National Reserve during July to October, covering 2000 miles!

The wildebeest even have to cross the Mara River, where crocodiles prey on them!



## African Animals




National parks and game reserves are home to thousands of different species. Thousands of tourists visit Kenya each year to go on safari, to explore the magnificent landscapes, observe the wildlife and experience the climate.

Why do you think animals are important to Kenya?

Why are tourists important to Kenya?

One of the main reasons tourists visit is to see the 'Big Five'.

What are the 'Big Five'?



## African Animals



The Big Five is a name given to the largest and most dangerous African animals: lion, leopard, African elephant, rhinoceros and Cape buffalo. The Big Five name was also given by hunters to name the five most difficult animals to hunt on foot.

Watch this video clip about African animals.

Write or draw five animals that you can see.


Challenge: Which of the 'Big Five' did you spot?



# The Big Five Research Sheet

\_\_\_\_\_




Size:		
Weight:		
Lifespan:		
		<b>Rhino</b>
Habitat (where it lives):		
Food:		
Special features:		
Amazing facts:		

# The Big Five Research Sheet

\_\_\_\_\_




Size:		
Weight:		
Lifespan:		
		<b>African Elephant</b>
Habitat (where it lives):		
Food:		
Special features:		
Amazing facts:		

# The Big Five Research Sheet

\_\_\_\_\_




Size:		
Weight:		
Lifespan:		
		<b>Leopard</b>
Habitat (where it lives):		
Food:		
Special features:		
Amazing facts:		

# The Big Five Research Sheet

\_\_\_\_\_




Size:		
Weight:		
Lifespan:		
		<b>African Lion</b>
Habitat (where it lives):		
Food:		
Special features:		
Amazing facts:		


# The Big Five Research Sheet

\_\_\_\_\_



Size:		
Weight:		
Lifespan:		
		<b>Cape Buffalo</b>
Habitat (where it lives):		
Food:		
Special features:		
Amazing facts:		

## What's in your heart?




On each line you can add a feeling, for example joy. On all the other lines add different feelings and give them a different colour. When you have decided all of the different feelings, decorate your heart. The feeling you have the most should be the main colour of the heart and the decorations should be in the other colours. For example, if I chose green for joy, yellow for happiness and blue for excitement my main colour might be yellow because I feel happy the most but there might only be a little bit of blue on there for excitement because I am only excited some of the time.

E-mail your teacher your completed heart!


Friday 5<sup>th</sup> March

30 mins	<p><b>Get active / wake up shake up</b> Complete the PE circuits. These can all be done in the house! Good luck!</p>
10 mins	<p><b>Handwriting</b> Find the handwriting sheet that starts with 'dear' and complete in your neatest handwriting.</p>
40 mins	<p><b>Maths</b> Arithmetic- Look at the images on your sheet. Can you find the total cost of the items and show your working? <b>WALT: Can I interpret pictograms?</b> Watch the video ' Interpret pictograms' and try the 'have a go questions.' When you have finished, challenge yourself to complete the activity sheet <a href="https://whiterosemaths.com/homelearning/year-2/spring-week-6-statistics/">https://whiterosemaths.com/homelearning/year-2/spring-week-6-statistics/</a></p>
Break	
20 mins	<p><b>Writing Time</b> Find the worksheet in your pack called 'Using Commas to separate items in a list.' You can either work on the sheet or write the sentences into your work book. Can you correct the sentences so that the items are separated with commas, using only one 'and' in the list?</p>
30 mins	<p><b>Literacy</b> Today is the last lesson on your Baba Yaga story and the focus is introducing an interesting character. Here is the link for the lesson. We can't wait to see what you have written! <a href="https://tinyurl.com/y5h3qboe">https://tinyurl.com/y5h3qboe</a></p>
Lunch	
15 mins	<p><b>Reading</b> Find the sheet called 'The Fearless Four' in your pack. Read the short story carefully and answer the questions on the sheet.</p>
15 mins	<p><b>Wellbeing</b> This week you have completed activities that have encouraged you to recognise and discuss different emotions. Hopefully it has helped you recognise different emotions and how to deal with them. Today, complete an activity called 'Sunshine on a rainy day'.</p>
30 mins	<p><b>PE</b> Complete one (or more if you wish) of the 'Colours and Shapes' ideas in your pack! You have probably done some of these in previous packs however it is good to repeat activities to help perfect a skill.</p>
Break	
10 mins	<p><b>Gratefulness</b> Today and over the weekend, take pictures of everything you are grateful for. If you can print the photos, print them off and write on the back why you are grateful for this thing. You could make a scrapbook of gratitude if you wanted to! We can't wait to see all of your lovely creative ideas!</p>
15 mins	<p><b>Storytime</b> Listen to a story. An adult could read you a story or you can listen to one online.</p>

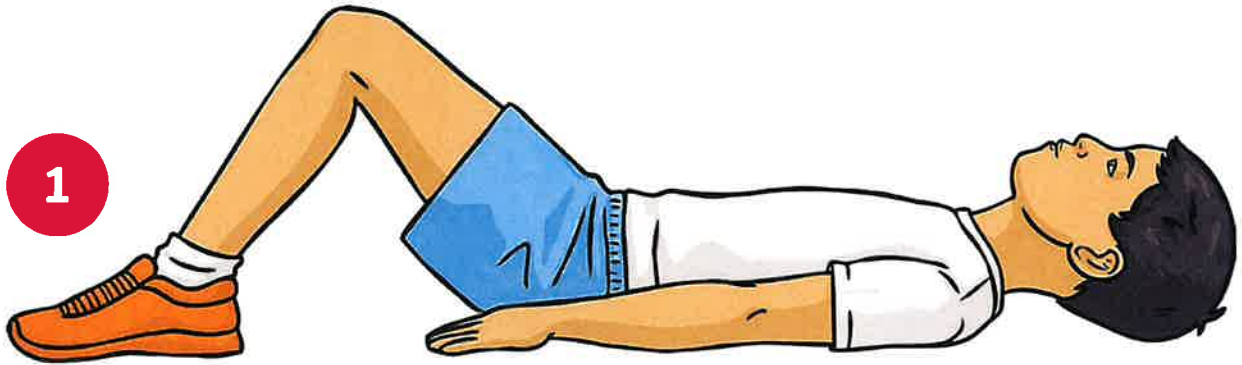
# Plank




# Burpees



# Sit Ups



# Shuttle Runs



# Cursive Handwriting Practice

Practise your weekly spelling words using cursive handwriting.

dear

hear

beard

near

year

clear

fear





bear

wear







pear

# Addition with Money










Find the total cost of the items below. Use the space to show your working.

1.  =   
 = 






Total price = \_\_\_\_\_

2.  =   
 =   = 









Total price = \_\_\_\_\_

3.  =    =   
 =   

Total price = \_\_\_\_\_

4.  =    
 = 

Total price = \_\_\_\_\_

5.  =     
 =   = 

Total price = \_\_\_\_\_

# Diving into Mastery – Diving

## Adult Guidance with Question Prompts

Children read and interpret data from a one-to-one pictogram to answer questions. They compare the data within the pictogram.

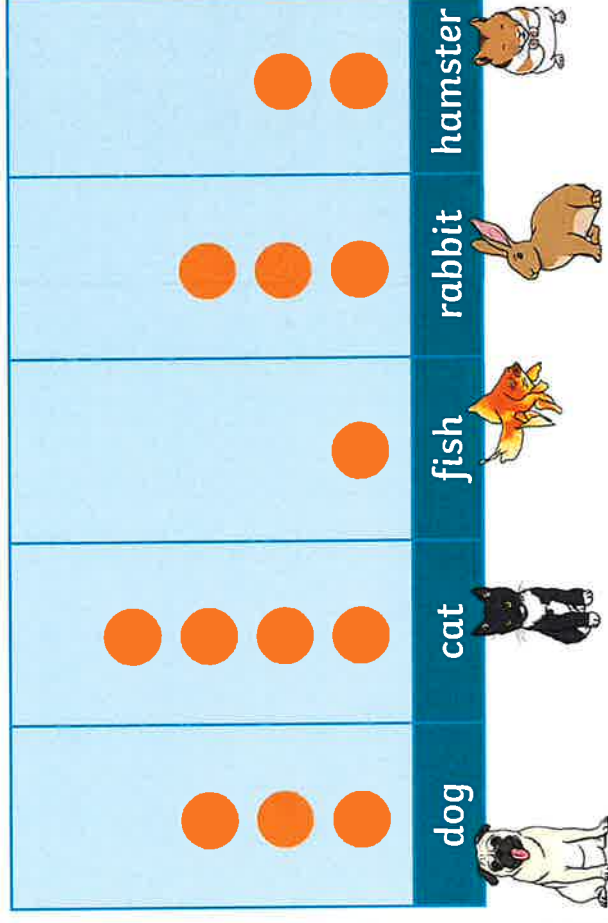
- What is the pictogram showing us?
- What different pets do the children have?
- How many children have a dog as a pet?
- How do you know?
- Which is the most/least common pet?
- How can we find out how many pets there are altogether?
- How can we compare the number of cats and hamsters?
- Can you think of a question you could ask a friend?

## Interpret Pictograms (1-1)



Here is a pictogram to show class A's pets.

Key: ● = 1 pet



What is the most common pet?

How many pets are there in total?

How many more cats than hamsters are there?

How many fewer fish than dogs are there?

## Diving into Mastery – Deeper Adult Guidance with Question Prompts

Children read statements about a pictogram and then interpret the pictogram, using reasoning skills to decide whether the statements are true or false.

What is this pictogram about?

What can you tell me about the results of the vote?

Read a statement. Is it true or false?

Why do you think that?

Can you correct each false statement?

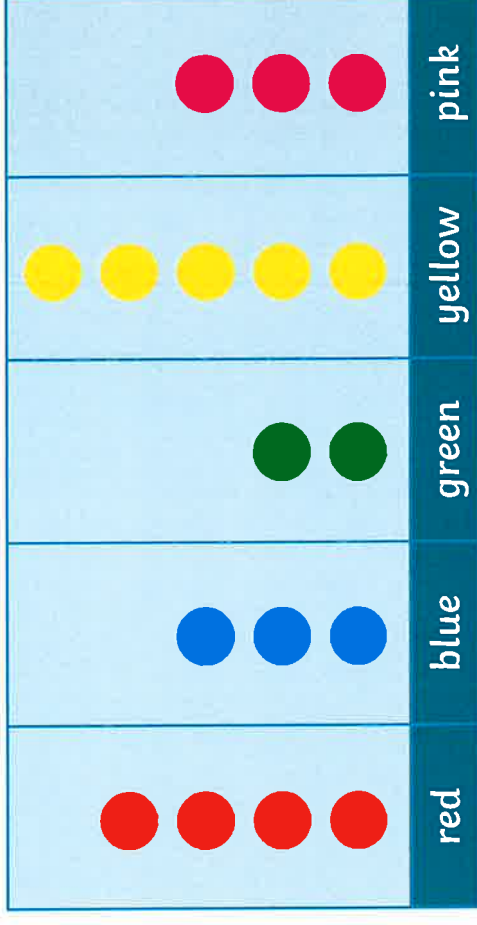
Can you make three other true statements about this data?

### Interpret Pictograms (1-1)



Class B voted for their favourite colour.

**Key:** ● 1 circle = 1 person



Are these statements about the pictogram true or false? Explain your answers.

The most popular colour is yellow.

16 children voted for their favourite colour.

3 children chose pink.

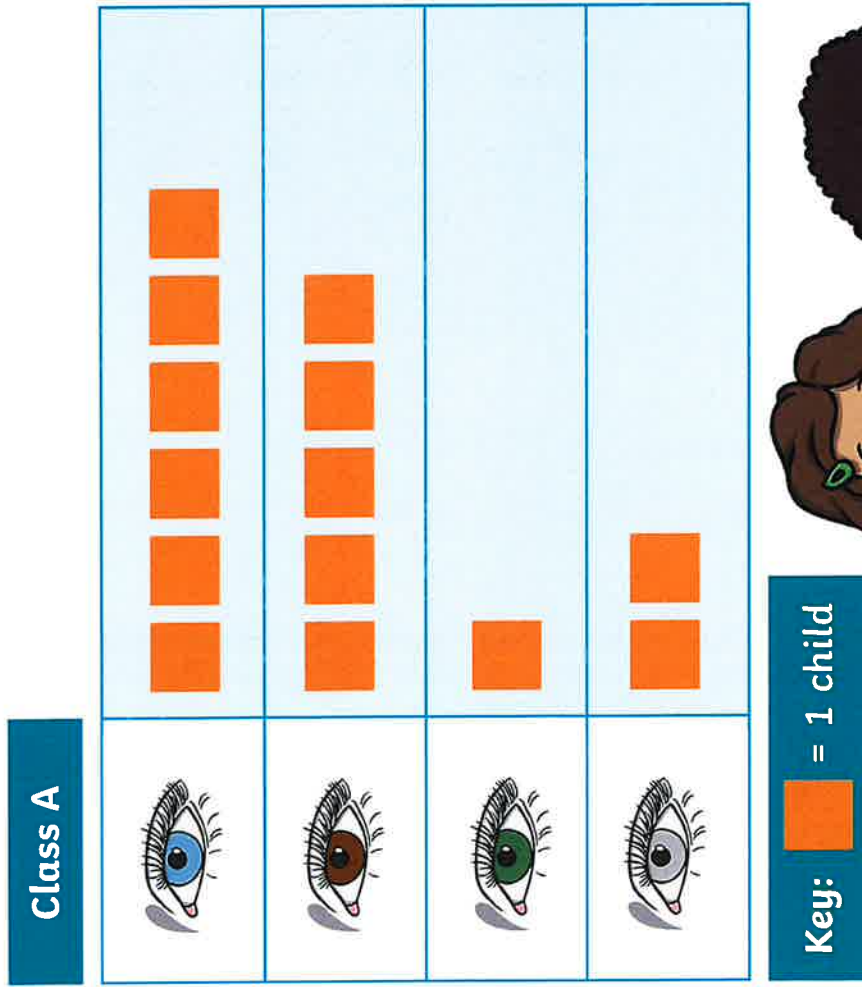
3 more children chose yellow than blue.

7 children chose red and pink together.

The same number of children chose pink and blue.



Children in classes A and B were all asked what colour their eyes are. Here are the results in pictograms.



What's the same?

What's different?

Think about both the data and how it is presented.

# Diving into Mastery – Deepest

## Adult Guidance with Question Prompts

---

Children compare two pictograms presented in different ways and showing different data.

How are these pictograms the same in terms of presentation?

What symbols are used?

What does each symbol represent?

How are they presented differently?

Which one is vertical and which is horizontal?

How are the pictograms the same in terms of data?

Which is the most/least common eye colour in each class?

Which eye colour has the same frequency in both classes?

# Using Commas to Separate Items in Lists

Can you re-write these sentences using commas and 'and'?

1. Thomas thought the beef and the stir-fry and the chicken looked delicious.

---

2. Susie and Martin and Hannah and Tom went Swimming.

---

3. Mark's bag was full of clothes and food and books.

---

4. The Javelin and the triathlon and the hockey were still to come.

---

5. On safari we saw lions and tigers and giraffes and a snake.

---

6. I made the card using brown paper and glue and glitter.

---

## The Fearless Four

- 7 Her powers are known throughout the land,  
13 She can create a snowy swirl,  
19 She freezes the sunniest villain's heart,  
25 Her name is Blue Ice Girl!
- 34 His breath is as hot as the scorching sun,  
40 His hair is one big flame,  
48 He saves the day with his sizzling ways,  
53 Fire Boy is his name!
- 61 She appears like a bolt from the night,  
68 And some say that she is frightening,  
76 But she'll rescue you with an electric flash,  
81 She's known as Lady Lightning!
- 89 You might not know that he is there,  
95 But he always has a plan,  
100 Being invisible is his game,  
104 He is Transparent Man!



## Quick Questions



1. Which superhero has breath 'as hot as the scorching sun'?



2. Think of another word or phrase that the poet could have used in this line: 'His breath is as hot as...'



3. Why might you not know that Transparent Man is there?




4. What kind of emergency might you call one of the Ferocious Four to help you with?

# SUNSHINE ON A RAINY DAY

Have you ever seen what happens when rain suddenly bursts into a sunny day?

Or, even better, when there's a burst of sunshine on a rainy day?



Rain breaks up the sunlight into different colours. Then you can see them all clearly, even when you'd forgotten they were always there.

You don't get rainbows to enjoy unless there is rain. Next time you're feeling upset or hurt and you have tears in your eyes, why not remember all the things you have in your life to enjoy right now or look forward to in the future?

Fill this rainbow with all those things to remind yourself of the good in your life.

Keep the sunshine in your heart, even when you can't see it.

Maybe you can add your hopes and dreams and things about yourself that you are proud of.



Can you remember the colours of the rainbow?

## OBJECTIVES


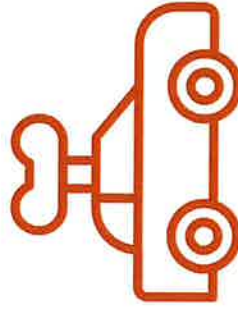

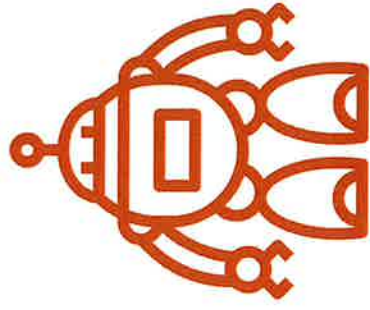
- ★ ORGANISE OBJECTS INTO GROUPS BASED ON CERTAIN CATEGORIES.
- ★ IMPROVE QUICKNESS AND SPEED.

# COLOURS AND SHAPES



## INSTRUCTIONS

-  LAYOUT SEVERAL TOYS IN AN AREA.
-  CALL OUT DIFFERENT SIZES, COLOURS, MATERIALS, NAMES AND SHAPES OF TOYS. THEY THEN ARE ORGANISED INTO GROUPS BASED ON THAT CATEGORY.
-  CAN BE PLAYED IN A SMALL OR LARGE AREA.



## CHANGE IT UP



CAN THE TOYS BE ARRANGED FROM SMALLEST TO LARGEST?



CAN THE TOYS BE ARRANGED FROM SOFTEST TO HARDEST?



CAN THE TOYS BE ARRANGED IN ALPHABETICAL ORDER?

**OBJECTIVES**

- ★ UNDERSTAND THE COLOUR OF CERTAIN OBJECTS.
- ★ IMPROVE QUICKNESS AND SPEED.



**INSTRUCTIONS**

- ✓ LAYOUT SEVERAL TOYS IN AN AREA.
- ✓ WHEN THE COLOUR OF A TOY IS CALLED OUT THE PLAYER MUST TOUCH THAT TOY AS QUICKLY AS POSSIBLE.
- ✓ CAN BE PLAYED IN A SMALL OR LARGE AREA.



**CHANGE IT UP**



WHEN TOUCHING THE TOY THEY MUST SPELL OUT THE COLOUR THE TOY IS.

WHEN TOUCHING THE TOY THEY MUST SPELL OUT THE NAME OF THE TOY.

MOVE THE TOYS AROUND INTO DIFFERENT PLACES.

# COLOURS AND SHAPES






## OBJECTIVES

- ★ UNDERSTAND THE SIZE AND TEXTURE OF CERTAIN OBJECTS.
- ★ IMPROVE QUICKNESS AND SPEED.

## INSTRUCTIONS

- ✓ LAYOUT SEVERAL TOYS IN AN AREA.
- ✓ WHEN THE SIZE OF A TOY IS CALLED OUT THE PLAYER MUST TOUCH THAT TOY AS QUICKLY AS POSSIBLE.
- ✓ CAN BE PLAYED IN A SMALL OR LARGE AREA.



## CHANGE IT UP



CALL OUT THE TEXTURE OF CERTAIN TOYS (SOFT, HARD, PLASTIC ETC)



CALL OUT DIFFERENT SIZES OF TOYS IN THE SAME TURN (SMALL - BIG - SMALL)



MOVE THE TOYS AROUND INTO DIFFERENT PLACES.

## OBJECTIVES




- ★ ORGANISE OBJECTS INTO GROUPS BASED ON CERTAIN CATEGORIES.
- ★ IMPROVE QUICKNESS AND SPEED.

# COLOURS AND SHAPES



## INSTRUCTIONS

- ✓ LAYOUT SEVERAL TOYS IN AN AREA.
- ✓ CALL OUT DIFFERENT SIZES, COLOURS, MATERIALS, NAMES AND SHAPES OF TOYS. THEY THEN ARE ORGANISED INTO GROUPS BASED ON THAT CATEGORY.
- ✓ CAN BE PLAYED IN A SMALL OR LARGE AREA.



## CHANGE IT UP



CAN THE TOYS BE ARRANGED FROM SMALLEST TO LARGEST?



CAN THE TOYS BE ARRANGED FROM SOFTEST TO HARDEST?



CAN THE TOYS BE ARRANGED IN ALPHABETICAL ORDER?