

Week 3 - w/c 18th Jan - KS1 level SEN pack

Home Learning	
<p>In this pack we have provided a set of activities which are similar to a school day. We have suggested a length of time for each activity. Please feel free to spend more or less time on each activity to suit you and your child. In your pack there are all the resources you need for each day. We are available to contact should you have any questions on info@scraptoftvalley.leicester.sch.uk or you can call the school office on 0116 2413444 where somebody will be able to help you.</p>	
Monday 18 th January	
30 mins	<p>Get active / wake up shake up</p> <p>Over the next two weeks complete the "feeling active" challenge. Record your scores each day! Can you improve or equal your score each day?</p>
10 mins	<p>Handwriting</p> <p>Practice your cursive handwriting using the sheet starting with 'off.' These are useful words to be able to spell. Can you test yourself on spelling a few of them?</p>
40 mins	<p>Maths</p> <p>Arithmetic- <u>Missing number bonds to 10 Jigsaw Worksheet</u> Can you work out how many needs to be added to the given number to make a total of 10?</p> <p>WALT: Can I recognise equal groups?</p> <p>Watch and follow along the video below, pause it as you go along and answer any questions that pop up orally. We will be using different worksheets so do what you can from the video then try the questions on here. Recognising equal groups</p> <p>https://whiterosemaths.com/homelearning/year-2/week-1-number-multiplication-and-division/</p> <p>Now have a go at the questions on your sheet.</p>
Break	
20 mins	<p>Writing Time</p> <p>Can you answer the question on the sheet with a picture of a banana on? Write your answer in your homework book. Remember to write in full sentences, using capital letter and full stops.</p>
30 mins	<p>Literacy</p> <p>For the next few days, you will be learning about different types of poems. Today you are going to learn about 'acrostic poems.' Acrostic poems are poems that are written by choosing a word to go vertically down the page. Have a look at the PowerPoint to find out more and to see some examples. Once you have gone through the PowerPoint, pick your favourite sea creature and write an acrostic poem about them in your book. You could pick a whale, shark, seahorse, octopus, seal or anything else that you fancy!</p>
Lunch	
15 mins	<p>Reading</p> <p>Read the poem called 'What is Pink' can you spot which words rhyme? Read the poem at least twice and then answer the questions on the sheet. The answers are included so you can mark your own work if you want to.</p>
15 mins	<p>Wellbeing</p> <p>Take a look at the doodle faces sheet. Look at the emotions, can you draw an expression on each blank face which matches one of the listed emotions?</p>
30 mins	<p>Non-Core (History)</p> <p>Have a look at the PowerPoint about the Queen. Queen Elizabeth is the Queen of England and you will be learning all about her life. When you have read through the PowerPoint. Complete the timeline activity about her life. You will need some scissors and glue. First, create the timeline and then cut out and stick on the events of her life. If you would like to do an extra challenge, there are some blank cards for you to write on. You can research the Queen and add some of your findings to the time line. Some useful websites for your research are:</p> <p>https://www.bbc.co.uk/newsround/44370212</p> <p>https://www.theschoolrun.com/homework-help/queen-elizabeth-ii</p>
Break	
10 mins	<p>Gratefulness</p> <p>Using the tree template (or if you want to draw your own), each day add something you are thankful or grateful for. You may want to decorate your tree using colour as well! You could be grateful for almost anything, the weather, your family, a kind action from someone, a meal or even an activity you have done throughout the day. Only add one each day!</p>
15 mins	<p>Storytime</p> <p>Listen to a story. An adult could read you a story or you can listen to one online.</p>

Cut out this chart and put it on your wall.

Tick off when you have completed any of these exercises.



20 JUMPING JACKS
30 ARM CIRCLES
8 SQUATS
10 CALF RAISES
10 LUNGES

MONDAY

TUESDAY

WEDNESDAY


THURSDAY

FRIDAY

SATURDAY

SUNDAY

Exercise can help make you feel better. Try doing one of these exercises every day.




20 JUMPING JACKS

Stand tall with your feet together and your hands at your sides. Quickly raise your arms above your head while jumping your feet out to the sides. Then immediately bring your arms back down to your sides and jump so your feet are together again.


8 SQUATS

Stand with your feet hip-width apart, hands on your hips, and slowly sit down, bending at your knees and hips. Make sure your back is straight, and sink as low as possible without letting your knees go past the ends of your toes. Then slowly rise back to standing position.



30 ARM CIRCLES

Stand up straight with your arms stretched out on either side of your body. Slowly move your arms in circles without rotating your wrists or elbows.




10 CALF RAISES

With your feet spaced hip-width apart, place your hands on your hips and lift your heels off the ground. Standing on tip-toe count to eight, slowly lower back down, then return your feet to the floor.



10 LUNGES

Take a step forward and bend so that your back knee touches the floor. Make sure your front knee doesn't bend past your toes.



Mon 18th

Cursive Handwriting Practice

Practise your weekly spelling words using cursive handwriting.

off

puff

sniff

miss

kiss

less

if

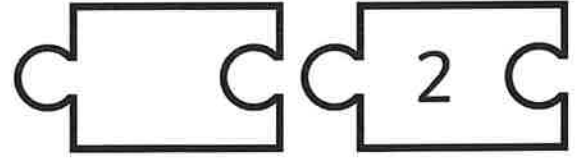

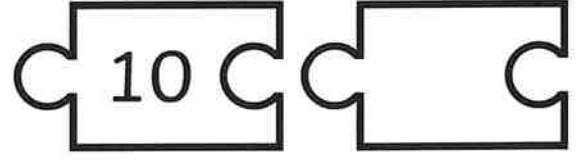
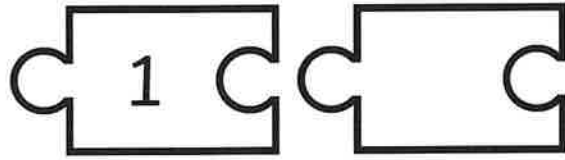
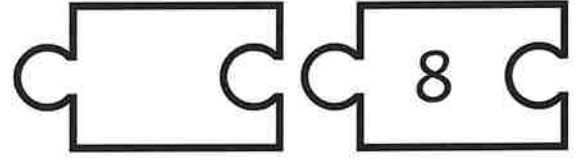
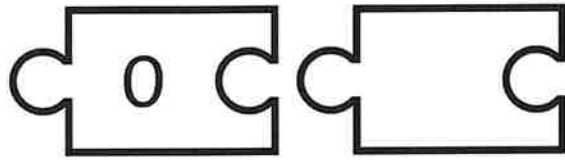
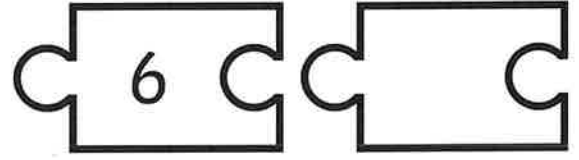
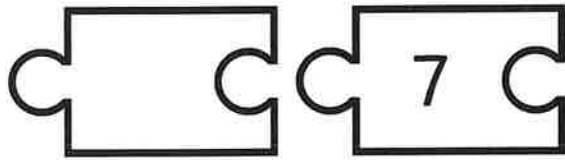
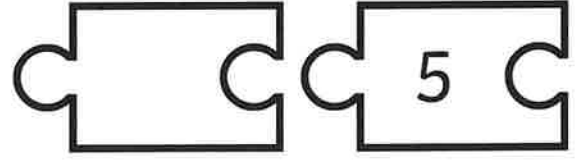
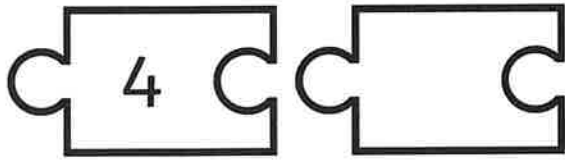
us

bus

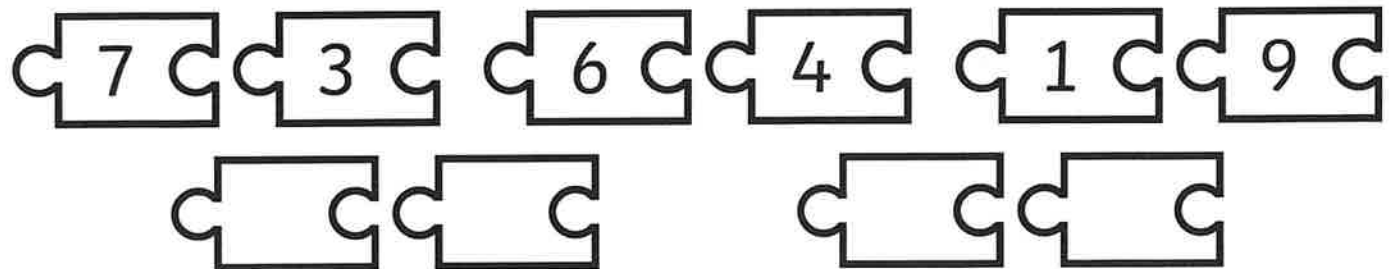
yes

Missing Number Bonds of 10 Jigsaw Worksheet

Write in the missing number to make each jigsaw pair add to 10.



Can you think of two other number bonds of 10?



WALT: Can I recognise equal groups?

1. Complete the sentences, then describe the equal groups.

Complete the stem sentences.



There are ___ equal groups with ___ in each group.


Complete the sentences.



There are ___ equal groups with ___ in each group.



There are _____ baguettes altogether.

Describe the equal groups.






What is the same and what is different in each group?

2. Look at the pictures below. They show some equal groups and some which are not equal. Your task is to write EQUAL or UNEQUAL next to the picture.

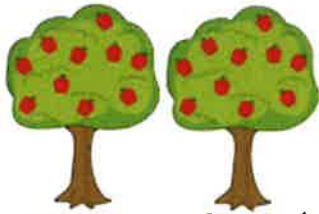
Groups	Equal or unequal?
	
	

Numeracy Day 1 - Mon 18th

Reasoning

Spot the mistake.




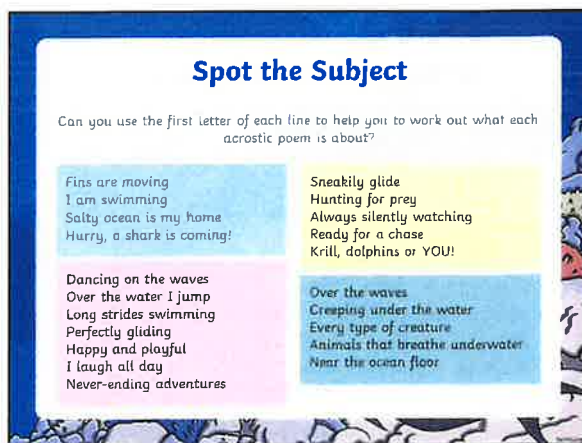
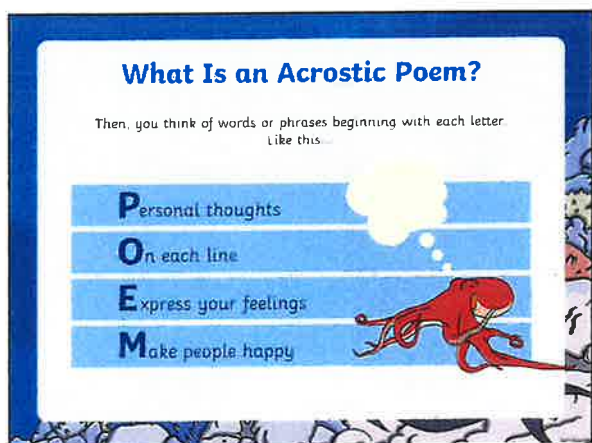
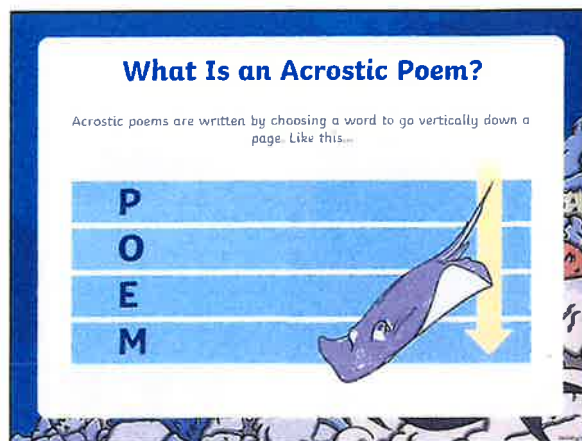
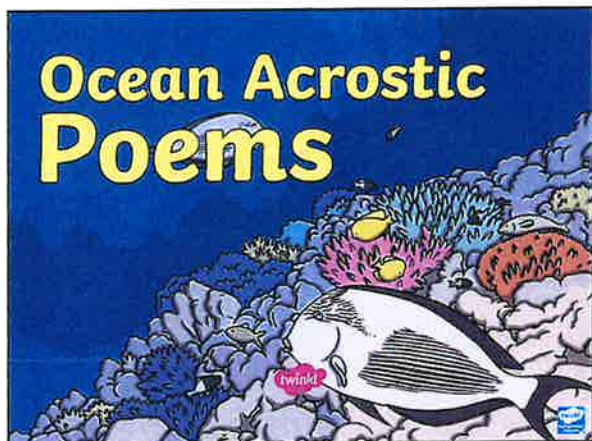
Alex says, "There are 10 equal groups with 2 in each group. There are ten 2s."

Explain why is Alex wrong.

Mon 18th

How did this banana grow so huge?





Spot the Subject


Can you use the first letter of each line to help you to work out what each acrostic poem is about?

Fins are moving
I am swimming
Salty ocean is my home
Hurry, a shark is coming!

Dancing on the waves
Over the water I jump
Long strides swimming
Perfectly gliding
Happy and playful
I laugh all day
Never-ending adventures

Sneakily glide
Hunting for prey
Always silently watching
Ready for a chase
Krill, dolphins or YOU!

Over the waves
Creeping under the water
Every type of creature
Animals that breathe underwater
Near the ocean floor



Writing an Acrostic Poem

First, think of a theme, eg. sharks.

Next, collect lots of ideas about that theme.


Then, write the letters of your theme word vertically down the page in capital letters, like this:

SHARK

→

S
H
A
R
K


hunter
teeth
circling
fin



Writing an Acrostic Poem

Finally, use your ideas to write each line of the poem. Don't worry if you can't think of the lines in order. It is fine to go back and add any missing lines afterwards as long as your poem makes sense.

Stealthily glides
Hunting for prey
Angry and waiting
Rapidly chasing his meal
Kicking and swimming, the fish escapes





What Is Pink? by Christina Rossetti

What is pink? A rose is pink
By the fountain's brink.

What is red? A poppy's red
In its baley bed.

What is blue? The sky is blue
Where the clouds float through.

What is white? A swan is white
Sailing in the light.

What is yellow? Pears are yellow,
Rich and ripe and mellow.



1. How does the poet describe how the swan moves?

floating

waddling

swimming

sailing



2. Draw lines to match the object to the colour it describes.

poppy

yellow

rose

red

pear

pink



3. Are the pears ready to be eaten?

4. This is the next line in the poem. Fill in what you think the missing word could be.

What is green? The _____ is green.



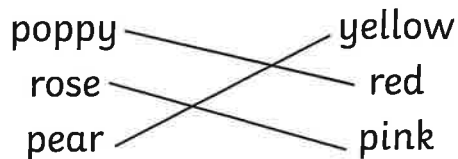
Mon 18th

What Is Pink? by Christina Rossetti Answers

1. How does the poet describe how the swan moves?

- floating waddling
 swimming sailing

2. Draw lines to match the object to the colour it describes.



3. Are the pears ready to be eaten?

Example answer: Yes because they are ripe.

4. This is the next line in the poem. Fill in what you think the missing word could be.

Accept any answer that is green in colour, e.g.

What is green? The **grass** is green.

What is green? The **leaf** is green.

What is green? The **frog** is green.

DOODLE FACES






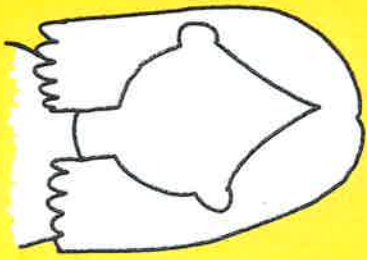

Add faces and expressions to the people in this scene to match some of these emotions.

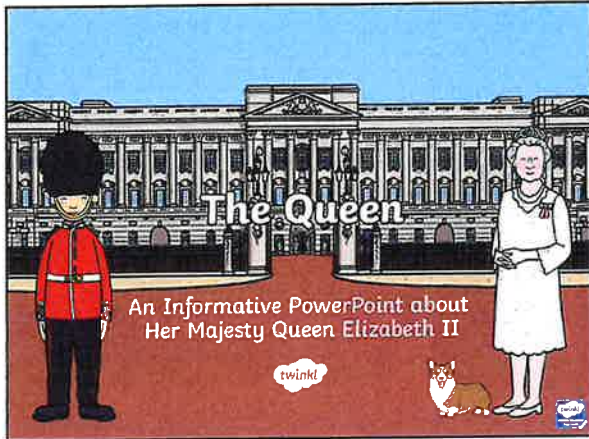
HAPPY
SCARED

LAUGHING
CRYING

ANGRY
THOUGHTFUL

LONELY
SAD





Who is Queen Elizabeth II?

Elizabeth was born on 21st April 1926 as Princess Elizabeth,

She was born in Mayfair, an area of London,

She was the first child of The Duke and Duchess of York. The Duke of York later became King George VI.

Elizabeth's Childhood

Princess Elizabeth was taught privately at home, not at school.

She studied art and music and enjoyed drama and swimming.

When she was 11, she joined the Girl Guides.

Queen Elizabeth II and the Duke of Edinburgh Get Married

Princess Elizabeth married Philip Mountbatten, Duke of Edinburgh on 20th November 1947 in Westminster Abbey.

She was 21 years old when she got married.

They received 2500 wedding gifts from around the world!

Elizabeth Becomes Queen

In 1952, when she was 25, Elizabeth's father King George VI died.

Elizabeth was in Kenya when she heard the sad news. She came home straight away and it was decided that Elizabeth would become queen.

She became queen on 6th February 1952 and was crowned on 2nd June 1953.

The Royal Family

Queen Elizabeth II and Philip, Duke of Edinburgh have four children:

- In 1948, the Queen's first child Prince Charles was born - Prince of Wales.
- In 1950, Princess Anne was born - Princess Royal.
- In 1960, Prince Andrew was born - Duke of York.
- In 1964, Prince Edward was born - Earl of Wessex.


The Royal Family

Queen Elizabeth II and the Philip, Duke of Edinburgh have eight grandchildren including 2 who are well known - Prince William and Prince Harry.


- Prince William of Wales
- Prince Harry of Wales
- Peter Phillips, Zara Phillips
- Princess Beatrice of York
- Princess Eugenie of York
- Lady Louise Windsor
- James, Viscount Severn

They also have eight great grandchildren:

- Savannah Phillips
- Isla Phillips
- Mia Tindall
- Prince George of Cambridge
- Princess Charlotte of Cambridge
- Lena Tindall
- Prince Louis
- Archie Mountbatten-Windsor



The Role of the Queen




- The Queen does not govern the country, but does carry out many important tasks.
- The Queen is Head of the Church of England. She appoints Bishops and Archbishops on the advice of the Prime Minister.
- The Queen is Head of the Armed Forces. She is the only person who can declare and end war with other countries.
- The Queen is not allowed to vote. However, she meets weekly with the Prime Minister.

Representing the Country

As Head of State, the Queen travels abroad on official State visits. She also invites other Heads of State from around the world to visit the U.K.

One of the Queen's most important duties is on Remembrance Sunday. She lays a wreath at the Cenotaph in London to remember members of the armed forces who have died fighting for their country.




The Queen and the Commonwealth

The Commonwealth is a voluntary association of 53 independent countries.


The Queen is Head of the Commonwealth and has made more than 200 trips abroad to visit Commonwealth countries.

The Commonwealth Games is an international, multi-sport event which involves athletes from Commonwealth Countries. The Queen often attends the games to open or close them.




The Queen's Homes

Her Majesty's official residence in London is Buckingham Palace



The Queen's Homes


She also spends lots of time at Windsor Castle. The Royal Family chose the name 'Windsor' as their surname after Windsor Castle.



The National Anthem

'God Save the King' was a patriotic song first performed in London in 1745. Today, it is known as the National Anthem.

God save our gracious Queen!
 Long live our noble Queen!
 God save the Queen!
 Send her victorious,
 Happy and glorious,
 Long to reign over us,
 God save the Queen.




The Queen's Jubilee

The Diamond Jubilee Pageant took place on the Thames in London and included 1,000 boats assembled from around the world.


In 2002, the Queen celebrated her Golden Jubilee - 50 years of being Queen of England. There were lots of celebrations.

In 2012, the Queen celebrated her Diamond Jubilee. She had been Queen for sixty years! There were parties across the country, all focussed around a central weekend of events.



The Longest-Reigning Monarch

Her Majesty Queen Elizabeth II has served for 64 years and is the longest-reigning monarch. This means she has been Queen for the longest amount of time.



Queen Elizabeth II's Birthday

In the UK, the Queen's birthday is celebrated on the second Saturday of June each year.

In 2019, Her Majesty Queen Elizabeth II turned 93, the first Queen to reach this age.

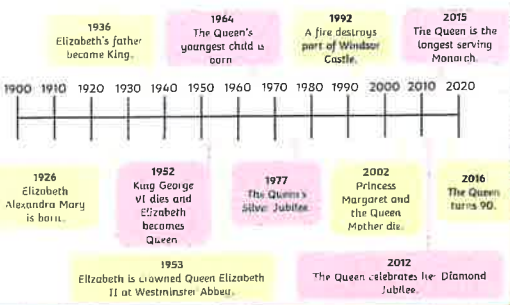
She still works now, devoting herself to this country and its people.

Watch this clip of photographs to see Queen Elizabeth over the last 90 years.

<http://www.telegraph.co.uk/news/2016/03/16/queens-90th-birthday-when-is-it-and-how-will-it-be-celebrated/>



Events in the Life of the Queen



1926	1926	1936	1952	1953	1954	1977	1992	2002	2012	2016	2015
Elizabeth Alexandra Mary is born.	King George VI dies and Elizabeth becomes Queen.	Elizabeth's father becomes King.	Elizabeth is crowned Queen Elizabeth II at Westminster Abbey.	The Queen's youngest child is born.	Elizabeth is crowned Queen Elizabeth II at Westminster Abbey.	The Queen's Silver Jubilee.	A fire destroys part of Windsor Castle.	Princess Margaret and the Queen Mother die.	The Queen celebrates her Diamond Jubilee.	The Queen turns 90.	The Queen is the longest serving Monarch.






Fun Facts About the Queen

- I have nine thrones; six at Buckingham Palace!
- In 1954, I became the first serving monarch to circumnavigate the globe on a six month round-the-world tour with my husband.
- I have 'sat' for my portrait to be painted over 130 times!
- I send telegrams to congratulate people who reach the age of 100.
- I was the first, and so far the only, female member of the Royal Family to serve in the armed forces.
- Corgis are my favourite dogs! I have owned more than 30 corgis during my reign.



The Queen's Life Zigzag Timeline

To complete the zigzag timeline, cut out all the pieces of the timeline and arrange them side by side, facing up. Attach them together with some tape until you have one continuous line. Find the front cover of your timeline and then fold the remaining length backwards and forwards in a concertina/accordion style. Once your timeline is folded you can open it out again and attach the events in the Queen's life. There are two options to choose from - with the first you must research the Queen's life to find out the correct year yourself. With the second, dates are provided so you only need order them correctly. Blank cards are provided with both options for you to include events in the Queen's life from your own research.


 <p>The Lifetime of Queen Elizabeth</p>	glue
 <p>1923 ————— 1929</p>	glue
 <p>1930 ————— 1939</p>	glue
 <p>1940 ————— 1949</p>	glue
 <p>1950 ————— 1959</p>	glue

Mon 18th

<p>twinkl.com</p> <p>1960</p> <p>1969</p>	<p>glue</p>
<p>twinkl.com</p> <p>1970</p> <p>1979</p>	<p>glue</p>
<p>twinkl.com</p> <p>1980</p> <p>1989</p>	<p>glue</p>
<p>twinkl.com</p> <p>1990</p> <p>1999</p>	<p>glue</p>
<p>twinkl.com</p> <p>2000</p> <p>2009</p>	<p>glue</p>
<p>twinkl.com</p> <p>2010</p> <p>2019</p>	<p>glue</p>

Major Events From the Life of Queen Elizabeth II

<p>1947 (20th November): Princess Elizabeth married Phillip Mountbatten.</p> <p><small>twinkl.com</small></p>	<p>1992: Part of Windsor Castle is destroyed by fire.</p> <p><small>twinkl.com</small></p>	<p>2002: The Queen's mother and her sister Margaret both died.</p> <p><small>twinkl.com</small></p>	<p>2002: Golden Jubilee - celebrations to mark the Queen's 50th anniversary.</p> <p><small>twinkl.com</small></p>	<p>1936 (20 January): George V dies. Edward VIII becomes king.</p> <p><small>twinkl.com</small></p>
<p>1953 (2nd June): Official coronation of Queen Elizabeth - the first ever televised.</p> <p><small>twinkl.com</small></p>	<p>2015 (9th September): Queen Elizabeth II became the longest ever ruling British monarch.</p> <p><small>twinkl.com</small></p>	<p>1964: Prince Edward is born.</p> <p><small>twinkl.com</small></p>	<p>1923: Prince Albert and Lady Elizabeth married in Westminster Abbey.</p> <p><small>twinkl.com</small></p>	<p>1936 (11th December): Edward VIII abdicates.</p> <p><small>twinkl.com</small></p>
<p>1997: Princess Diana killed in a car crash.</p> <p><small>twinkl.com</small></p>	<p>1981: Prince Charles marries Lady Diana Spencer.</p> <p><small>twinkl.com</small></p>	<p>2012: Diamond Jubilee - celebrations to mark the Queen's 60th anniversary.</p> <p><small>twinkl.com</small></p>	<p>1930 (21 August): Elizabeth's sister, Princess Margaret Rose, is born.</p> <p><small>twinkl.com</small></p>	<p>1960: Prince Andrew is born.</p> <p><small>twinkl.com</small></p>
<p>1982: Prince William is born.</p> <p><small>twinkl.com</small></p>	<p>1947: The Queen goes on her first official overseas tour to South Africa.</p> <p><small>twinkl.com</small></p>	<p>1950: Princess Anne is born.</p> <p><small>twinkl.com</small></p>	<p>1996: Both the Prince and Princess of Wales, and the Duke and Duchess of York divorce.</p> <p><small>twinkl.com</small></p>	<p>1926 (21st April): Princess Elizabeth Alexandra Mary Windsor born 2:40 a.m.</p> <p><small>twinkl.com</small></p>
<p>1948 (14th November): Prince Charles is born.</p> <p><small>twinkl.com</small></p>	<p>1977 (February): Silver Jubilee - celebrations to mark the Queen's 25th anniversary.</p> <p><small>twinkl.com</small></p>	<p>1952 (6th February): King George VI dies after long term illness. Elizabeth is proclaimed Queen.</p> <p><small>twinkl.com</small></p>	<p>2007: Queen Elizabeth II becomes the oldest ever reigning British monarch.</p> <p><small>twinkl.com</small></p>	<p>1981 (13th June): Queen Elizabeth shot at during Trooping the Colour ceremony.</p> <p><small>twinkl.com</small></p>



Apple Tree Template

Tuesday 19th January

30 mins	<p>Get active / wake up shake up</p> <p>Over the next two weeks complete the "feeling active" challenge. Record your scores each day! Can you improve or equal your score each day?</p>
10 mins	<p>Handwriting</p> <p>Practice your cursive handwriting using the sheet starting with 'well.' These are useful words to be able to spell. Can you test yourself on spelling a few of them?</p>
40 mins	<p>Maths</p> <p><u>Arithmetic-Multiplication Wheels</u> Take the number in the centre of the wheel and in turn, multiply it by each of the numbers around it. Write your answers on the blank outer boxes.</p> <p>WALT: Can I make equal groups?</p> <p>Watch and follow along the video below, pause it as you go along and answer any questions that pop up orally. We will be using different worksheets so do what you can from the video then try the questions on here. Make equal groups</p> <p>https://whiterosemaths.com/homelearning/year-2/week-1-number-multiplication-and-division/</p> <p>Now have a go at the questions on your sheet.</p>
Break	
20 mins	<p>Writing Time</p> <p>Can you answer the question on the sheet with a picture of a pirate on? Write your answer in your homework book. Remember to write in full sentences, using capital letter and full stops.</p>
30 mins	<p>Literacy</p> <p>You will need to access the internet and go to this link https://www.bbc.co.uk/bitesize/articles/zrgytrd</p> <p>Here you will learn more about writing poetry, Watch all three videos and then complete the first activity. Activity 1: Write amazing sentences. Today it's your turn to be the teacher! Imagine you are teaching somebody how to write exciting sentences. Start by writing three things you should always do when writing sentences. Then write two more tips explaining what you think makes sentences exciting. For example: Using description in your sentences will make them more exciting.</p>
Lunch	
15 mins	<p>Reading</p> <p>Read the book in your book bag, or any other book that you like, Read for 15mins. If you can, ask an adult or older brother or sister to listen to you read, Remember to get your Reading Superstar sheet signed!</p>
15 mins	<p>Wellbeing</p> <p>Complete the 'Nature's daydream' sheet in your pack.</p>
30 mins	<p>Non-Core (Geography)</p> <p>Take a look at the BBC bitesize page about Oceans https://www.bbc.co.uk/bitesize/articles/z7fq96f There are lots of interesting videos and quizzes for you to watch and try out.</p> <p>If you cannot get on the internet. There is an oceans sheet in your pack.</p>
Break	
10 mins	<p>Gratefulness</p> <p>Using the tree template provided or the one you had made. Add the new leaf explaining what you are thankful or grateful for. You may want to decorate your tree using colour as well! You could be grateful for almost anything, the weather, your family, a kind action from someone, a meal or even an activity you have done throughout the day.</p>
15 mins	<p>Storytime</p> <p>Listen to a story. An adult could read you a story or you can listen to one online.</p>

Tues 19th

Cursive Handwriting Practice

Practise your weekly spelling words using cursive handwriting.

well

pull

full

wall

buzz

fizz

back

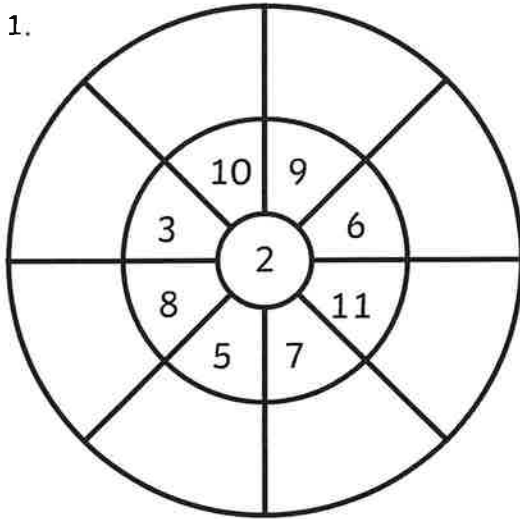
stick

flick

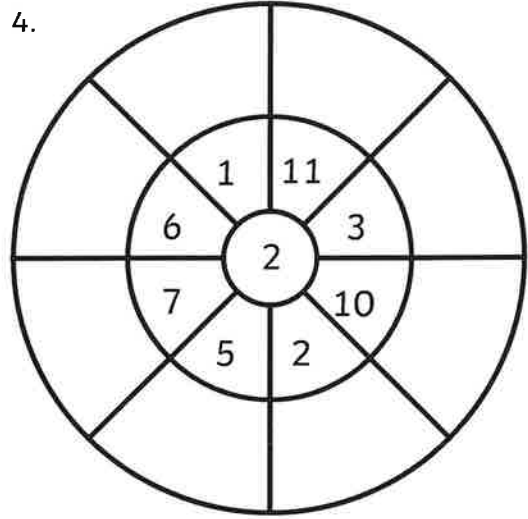
pal

Multiplication Wheels

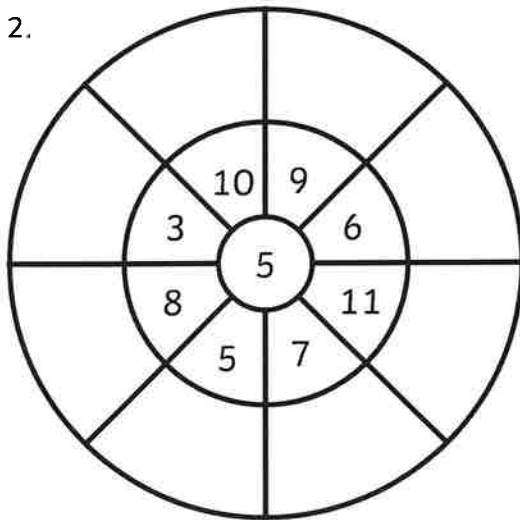
1.



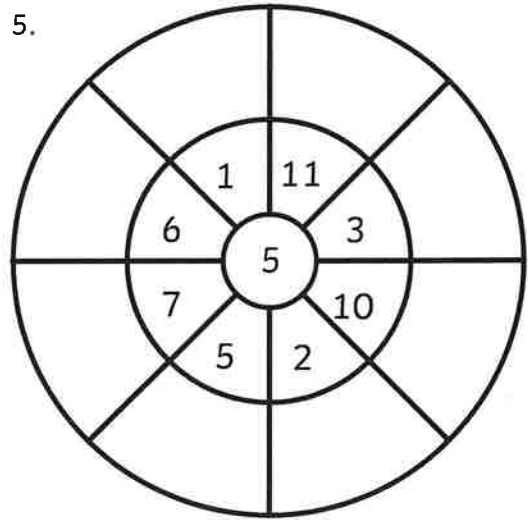
4.



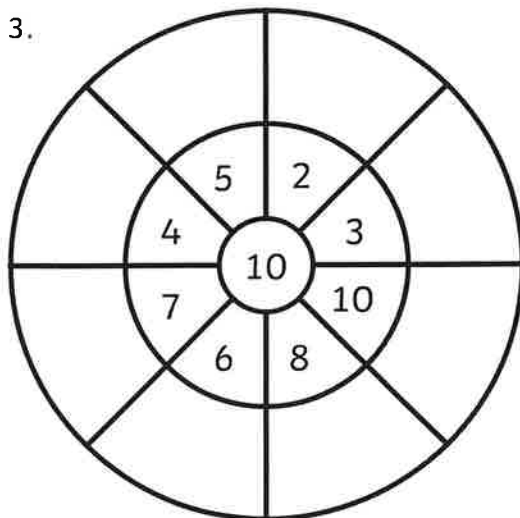
2.



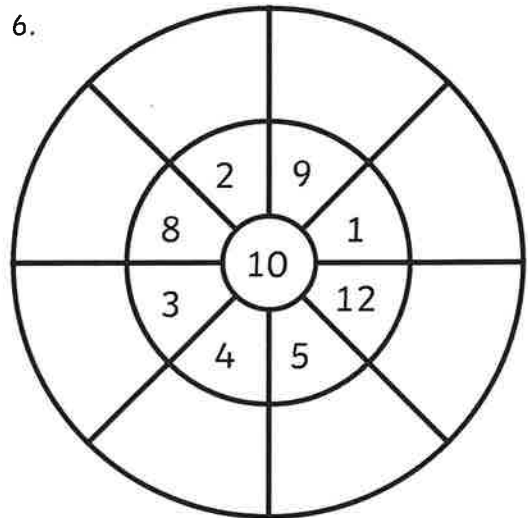
5.



3.




6.




WALT: Can I make equal groups?

Fluency


1. Group the fruit by circling.




Make 2 groups of 3 apples.




Make 3 groups of 2 apples.




Make 3 groups of 2 bananas.




Make 1 group of 6 bananas.



Make 3 groups of 5 pineapples.




Make 5 groups of 3 pineapples.



Challenge:

How many pineapples will there be in just one group?




If you make 15 groups, how many pineapples will there be in each group?

Numeracy Day 2 - Tues 19th

2. Answer the questions.


The Base 10 shows six equal groups with ten in each group.
There are six tens.



How else can you represent these as equal groups?

How many ways can you represent 'four equal groups with three in each group'?

What else do we need to show 'five 3s'?




Tues 19th

How did this pirate get stuck on a deserted island?



Tues 19th



NATURE DAYDREAM

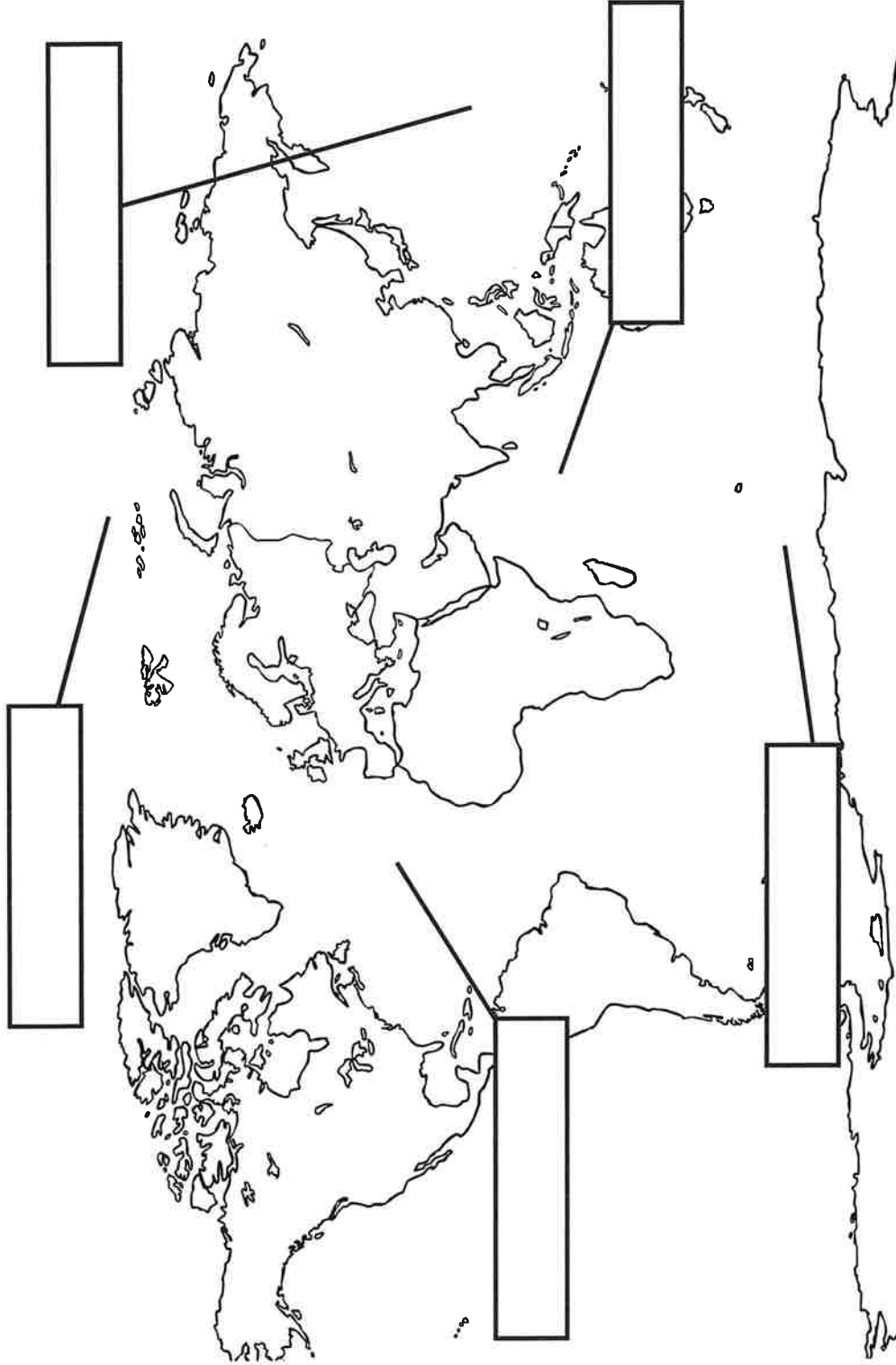
Close your eyes and imagine you are outside
in a beautiful place. Where are you?
A meadow, a forest, on the beach?



Who would you like to be with or would you rather be on your own?
What sounds do you think you can hear?
Draw or write your nature daydream below.



The Five Oceans of the World



Word Bank

Pacific Ocean

Arctic Ocean

Indian Ocean

Atlantic Ocean

Southern Ocean

Wednesday 20th January

30 mins	<p>Get active / wake up shake up</p> <p>Over the next two weeks complete the "feeling active" challenge. Record your scores each day! Can you improve or equal your score each day?</p>
10 mins	<p>Handwriting</p> <p>Practice your cursive handwriting using the sheet starting with 'hunting.' These are useful words to be able to spell. Can you test yourself on spelling a few of them?</p>
40 mins	<p>Maths</p> <p><u>Arithmetic-Multiplication Wheels</u> Take the number in the centre of the wheel and in turn, multiply it by each of the numbers around it. Write your answers on the blank outer boxes.</p> <p><u>WALT: Can I make equal groups?</u></p> <p>Yesterday, we have been learning how to make equal groups. Today, we will practise some more including reasoning and problem solving. Have a go at the questions on your sheet.</p>
Break	
20 mins	<p>Writing Time</p> <p>Can you answer the question on the sheet with a picture of a plane and the earth on? Write your answer in your homework book. Remember to write in full sentences, using capital letter and full stops.</p>
30 mins	<p>Literacy</p> <p>You will need the same link as the last days work, https://www.bbc.co.uk/bitesize/articles/zrgytrd</p> <p>This time, can you complete the second activity and complete the counting poem. Copy it into your book in your neatest writing and fill in the gaps with your own ideas. Once you have finished you can use a coloured pencil or pen to underline all the words that rhyme.</p>
Lunch	
15 mins	<p>Reading</p> <p>Find the sheet called 'Fairy Tale Times.' Read through the text at least twice and answer the questions on the sheet. The answers on the back, you can mark your own work if you would like to.</p>
15 mins	<p>Wellbeing</p> <p>Complete the 'think positive' sheet in your pack.</p>
30 mins	<p>Non-Core (PE)</p> <p>Take a look at this website: https://www.afpe.org.uk/physical-education/thisispe-supporting-parents-to-teach-pe-at-home/ Pick an activity that you would like to do. You may want to pick more than one!</p>
Break	
10 mins	<p>Gratefulness</p> <p>Using the tree template provided or the one you had made. Add the new leaf explaining what you are thankful or grateful for. You may want to decorate your tree using colour as well! You could be grateful for almost anything, the weather, your family, a kind action from someone, a meal or even an activity you have done throughout the day.</p>
15 mins	<p>Storytime</p> <p>Listen to a story. An adult could read you a story or you can listen to one online.</p>

Weds 20th

Cursive Handwriting Practice

Practise your weekly spelling words using cursive handwriting.

hunting

hunted

hunter

buzzing

buzzed

buzzer

jumping

jumped

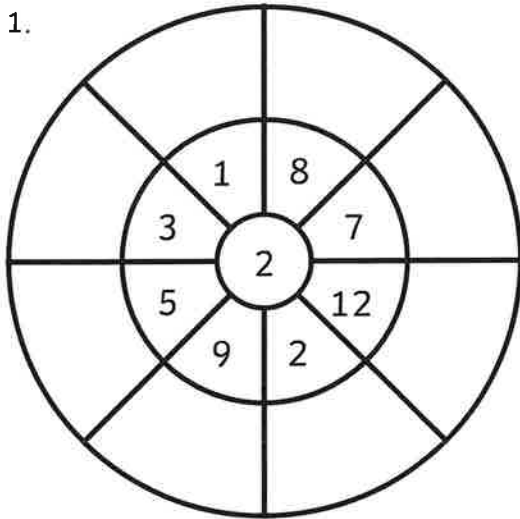
jumper

cracker

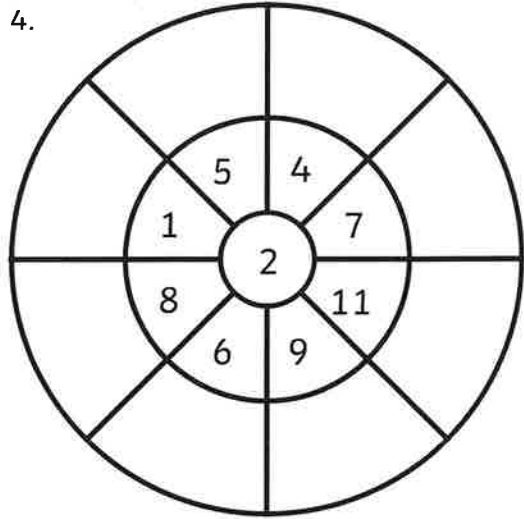
Weds 20th

Multiplication Wheels

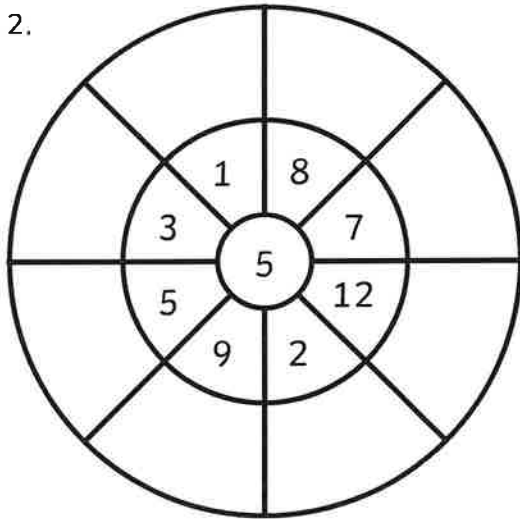
1.



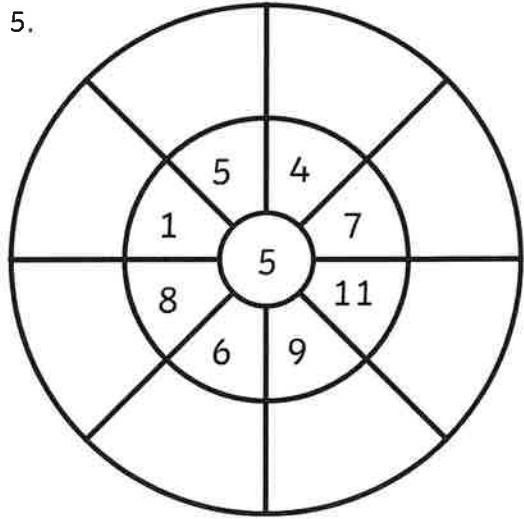
4.



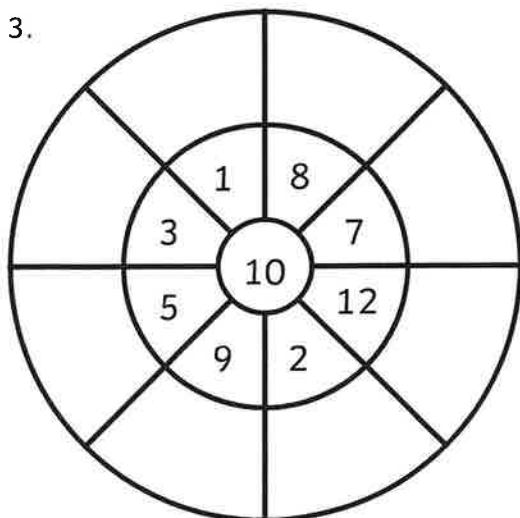
2.



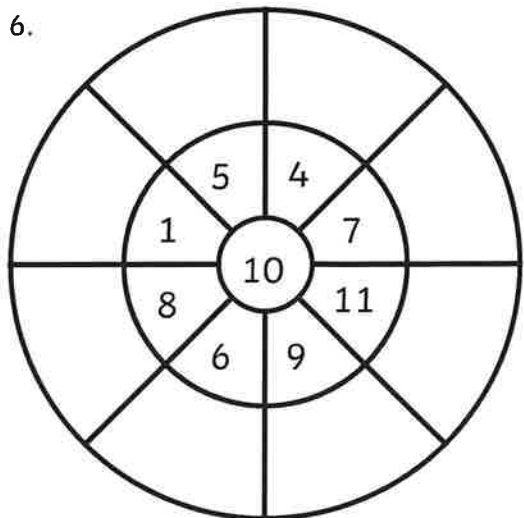
5.



3.



6.



WALT: Can I make equal groups?

1. Spot the odd one out. Explain your answer.

2. Has Eva shown the equal groups correctly?

Draw or use cubes to show what Eva should have done.

3. Match the equal groups.

		Three 5s
		Two 10s
		Two 3s

4. Challenge.

Kazeem had twenty 1p coins.

How many groups will Kazeem make if he puts...

- ...two coins in each group?
- ...five coins in each group?
- ...ten coins in each group?

What other equal groups could Kazeem make?

If you could go anywhere, where would you go and why?



Fairy Tale Times

Farmer Fred Grows An Enormous Turnip!

There was a surprise last night at the Fairy Tale town vegetable show. Farmer Fred had brought his enormous turnip to show the judges and it was the size of a car!

The farmer had planted his turnip in March. He worked hard to feed and water it every day. He was shocked by how big it grew.

The farmer needed the help of his wife and his grandchildren and even some of the farm animals to pull up the turnip. Then they had to move it to the show. Fred used his tractor to pull the turnip.



1. Can you find another word in the text that means 'enormous'?



2. Where does the vegetable show take place?

3. Who is the first character that we meet in the text?



the farm animals

the farmer's wife

Farmer Fred

the farmer's grandchildren



4. Which fairy tale do you think this newspaper report is about?

The Gingerbread Man

The Enormous Turnip

Goldilocks and the Three Bears

The Princess and the Pea

Wed 20th

Fairy Tale Times

Farmer Grows An Enormous Turnip!

Answers

1. Can you find another word in the text that means 'enormous'?

big

2. Where does the vegetable show take place?

Fairy Tale town

3. Who is the first character that we meet in the text?

the farm animals

the farmer's wife

Farmer Fred

the farmer's grandchildren

4. Which fairy tale do you think this newspaper report is about?

The Gingerbread Man

The Enormous Turnip


Goldilocks and the Three Bears

The Princess and the Pea

THINK POSITIVE

The best thing to do to worries, after you've talked about them, is not to pay them very much attention.

Draw pictures of all the things you could be doing rather than thinking about your worries.



COLOUR THESE IN



Use any colours you wish. Try different colours for each pattern or colour them all the same.

Thursday 21 st January	
30 mins	<p>Get active / wake up shake up</p> <p>Over the next two weeks complete the "feeling active" challenge. Record your scores each day! Can you improve or equal your score each day?</p>
10 mins	<p>Handwriting</p> <p>Practice your cursive handwriting using the sheet starting with 'bank.' These are useful words to be able to spell. Can you test yourself on spelling a few of them?</p>
40 mins	<p>Maths</p> <p><u>Arithmetic-Multiplication Wheels</u> Take the number in the centre of the wheel and in turn, multiply it by each of the numbers around it. Write your answers on the blank outer boxes.</p> <p>WALT: Can I add equal groups?</p> <p>Watch and follow along the video below, pause it as you go along and answer any questions that pop up orally. We will be using different worksheets so do what you can from the video then try the questions on here.</p> <p>Add equal groups</p> <p>https://whiterosemaths.com/homelearning/year-2/week-1-number-multiplication-and-division/</p> <p>Now have a go at the questions on your sheet.</p>
Break	
20 mins	<p>Writing Time</p> <p>Can you answer the question on the sheet with a picture of a fantasy pets on? Write your answer in your homework book. Remember to write in full sentences, using capital letter and full stops.</p>
30 mins	<p>Literacy</p> <p>Using the same link as the previous days https://www.bbc.co.uk/bitesize/articles/zrgytrd. Today your task is to write your own counting poem. You may need to watch the 'One, Two, Buckle my shoe' video again to remind you. Copy and complete these lines.</p> <p>One, two</p> <p>Three, Four</p> <p>Five, Six</p> <p>Seven, Eight</p> <p>Nine, Ten</p> <p>Can you go up to twenty? Challenge yourself and make it rhyme!</p>
Lunch	
15 mins	<p>Reading</p> <p>Read the book in your book bag, or any other book or magazine that you like. Read for at least 15 minutes. If possible, ask an adult or older brother or sister to listen to you. Remember to get your Reading Superstar sheet signed.</p>
15 mins	<p>Wellbeing</p> <p>Complete the 'What can you hear?' worksheet in your pack.</p>
30 mins	<p>Non-Core (ICT)</p> <p>Take a look at BBC bitesize:</p> <p>https://www.bbc.co.uk/bitesize/topics/z3tbwmn/articles/z3whpv4</p> <p>Play some of the games that are linked to the video you have watched. If you can't get onto the internet, an algorithm is a set of instructions to your computer to make something work. Write your own set of instructions about anything you wish. Make sure you use technical vocabulary. For example, if you are baking a cake, you will need to use vocabulary such as 'mix' and 'fold'.</p>
Break	
10 mins	<p>Gratefulness</p> <p>Using the tree template provided or the one you had made. Add the new leaf explaining what you are thankful or grateful for. You may want to decorate your tree using colour as well! You could be grateful for almost anything, the weather, your family, a kind action from someone, a meal or even an activity you have done throughout the day.</p>

15
mins

Storytime

Listen to a story. An adult could read you a story or you can listen to one online.

Thurs 21st

Cursive Handwriting Practice

Practise your weekly spelling words using cursive handwriting.

bank

think

honk

sunk

wink

bunk

sing

string

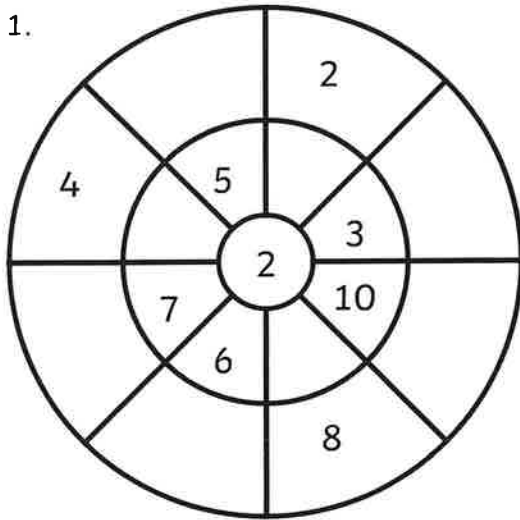
hang

tong

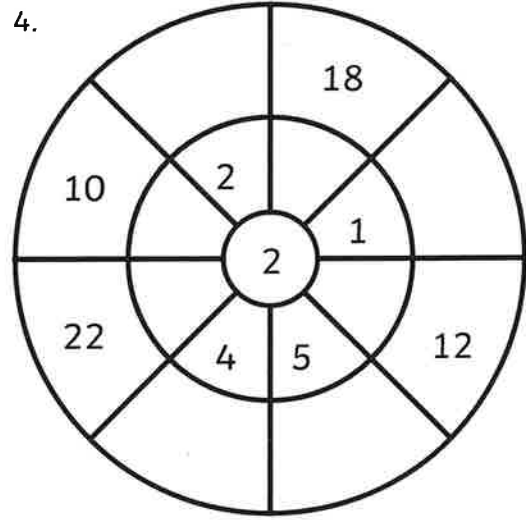
Thurs 21st

Multiplication Wheels

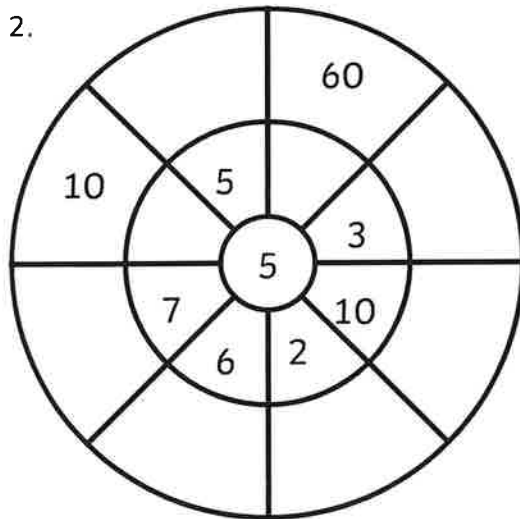
1.



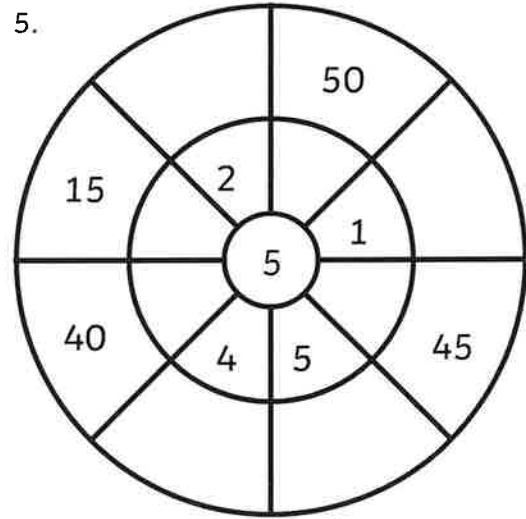
4.



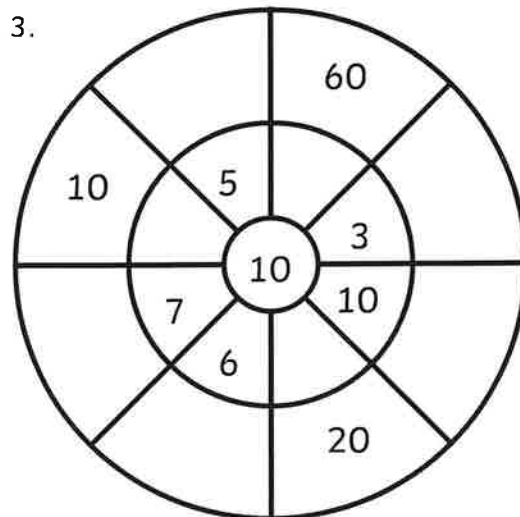
2.



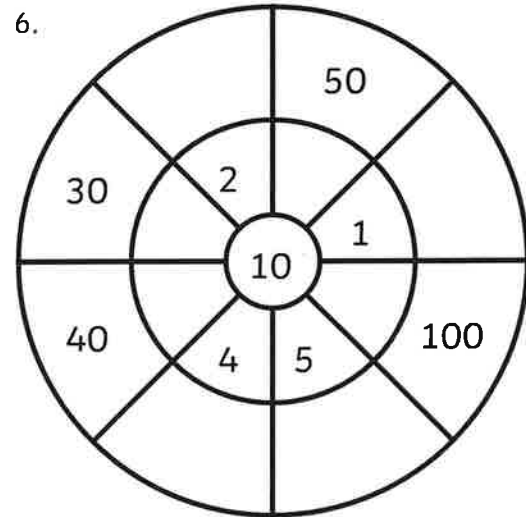
5.



3.



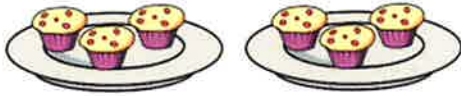
6.



WALT: Can I add equal groups?

1. Complete the sentences and the table.

Complete:



There are ___ equal groups with ___ in each group.

There are ___ 3s.

___ + ___ = 6

Complete:



There are ___ equal groups with ___ in each group.

There are three ___s.

___ + ___ + ___ = 12

Complete the table.

	<p>Draw It</p>	<p>Say It</p>	<p>Add It</p>
--	-----------------------	----------------------	----------------------


2. Complete the sentences and the calculations. Then do the challenge.



There are groups with spots in each group.

There are threes.

+ + =



There are groups with stickers in each group.

There are fives.

+ + + =

Make your own equal groups.
Write sentences to describe the groups and a calculation to find the total.


If you could have any fantasy pet, what would it be and why?



THURS 21ST

WHAT CAN YOU HEAR?

When you're at home and there's lots going on around you, try closing your eyes and listening for a whole minute.




What can you hear?
Music? Talking?
What are people saying?

Draw or write all the things you can hear.

FRI 22ND

GREAT MEMORIES!

Write or draw your happy memory in the box below.



Think of one of your happiest memories. It could be a family memory, a day with your friends, a trip, the time your favourite team won a match or just a moment when you're at your happiest, such as reading a book or doing sport.



Find someone to show your memory to and tell them all about it.



Next time you're feeling worried, try thinking about this memory instead and picture it in your mind.

Friday 22nd January

30 mins	<p>Get active / wake up shake up</p> <p>Over the next two weeks complete the "feeling active" challenge. Record your scores each day! Can you improve or equal your score each day?</p>
10 mins	<p>Handwriting</p> <p>Practice your cursive handwriting using the sheet starting with 'chip.' These are useful words to be able to spell. Can you test yourself on spelling a few of them?</p>
40 mins	<p>Maths</p> <p><u>Arithmetic-Multiplication Wheels</u> Today your task is slightly different! Take the number in the centre of the wheel and work out what number it needs to be multiplied by to give you the answers written in the outer circle.</p> <p><u>WALT: Can I add equal groups?</u></p> <p>You have learned how to add equal groups. Can you write your own calculations and solve problems? Have a go at your sheet.</p>
Break	
20 mins	<p>Writing Time</p> <p>Can you answer the question on the sheet with a picture of a two people waving at each other on? Write your answer in your homework book. Remember to write in full sentences, using capital letter and full stops.</p>
30 mins	<p>Literacy</p> <p>Today you are going to be learning about illustrating your own writing. Look at this link https://www.bbc.co.uk/bitesize/articles/z9b8q7h</p> <p>First watch all 3 videos, you might like to try out each technique on some scrap paper or in your book as you watch the videos. Then complete activity 1 and activity 2. If you would like to, have a look at activity 3 which tells you about how to send off your work to try and get a Blue Peter badge!</p>
Lunch	
15 mins	<p>Reading</p> <p>Find the sheet called 'The Farmer and his Sons.' Read the story at least twice and answer the questions on the sheet. The answers are on the back, you can mark it yourself if you would like to.</p>
15 mins	<p>Wellbeing</p> <p>Complete the sheet 'Great Memories' in your pack.</p>
30 mins	<p>Non-Core (Art)</p> <p>Take a look at this art tutorial : https://youtu.be/OIAYPF9h8G8</p> <p>Can you create your own version of this? You will need paint for this.</p> <p>Alternative: research one of the following artist. Picasso, Kandinsky, Van Gogh, Matisse or Warhol. Can you re-create one of their pieces of work?</p>
Break	
10 mins	<p>Gratefulness</p> <p>Using the tree template provided or the one you had made. Add the new leaf explaining what you are thankful or grateful for. You may want to decorate your tree using colour as well! You could be grateful for almost anything, the weather, your family, a kind action from someone, a meal or even an activity you have done throughout the day.</p>
15 mins	<p>Storytime</p> <p>Listen to a story. An adult could read you a story or you can listen to one online.</p>

Fri 22nd

Cursive Handwriting Practice

Practise your weekly spelling words using cursive handwriting.

chip

chick

catch

fetch

kitchen

notch

hutch

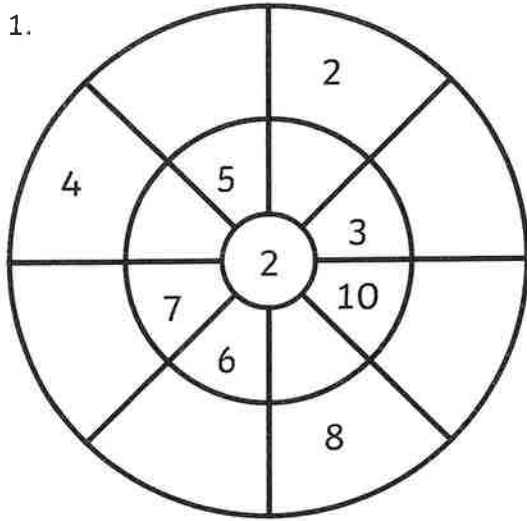
rich

much

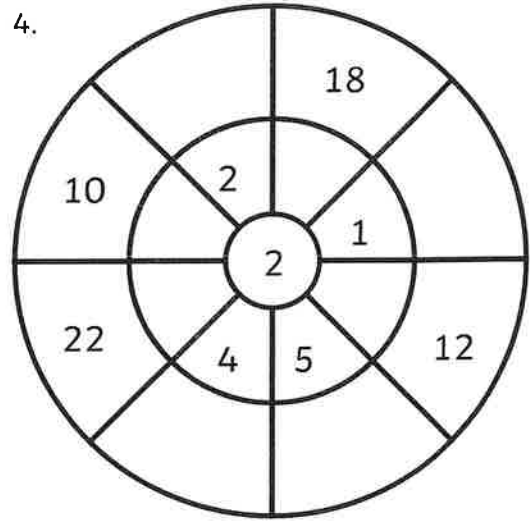
such

Multiplication Wheels

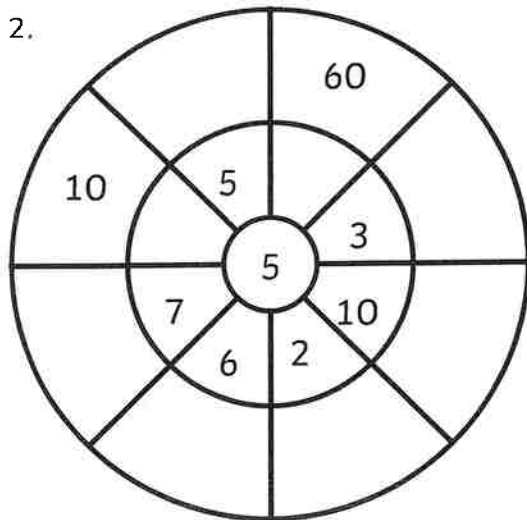
1.



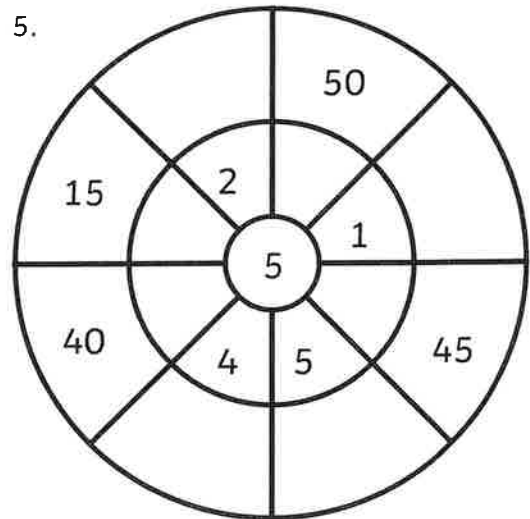
4.



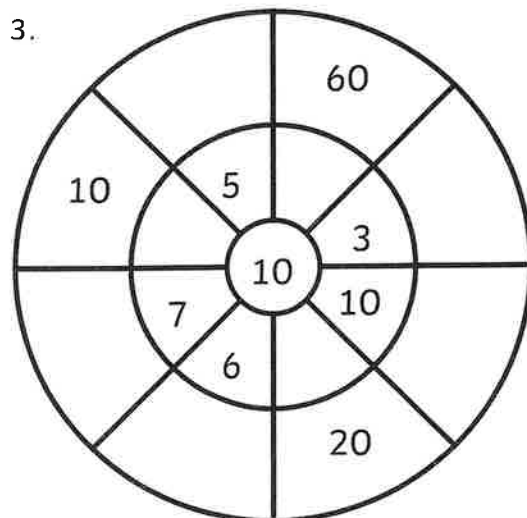
2.



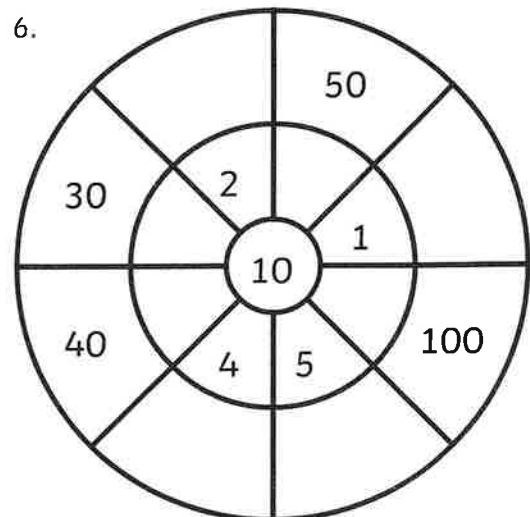
5.



3.



6.




WALT: Can I add equal groups?

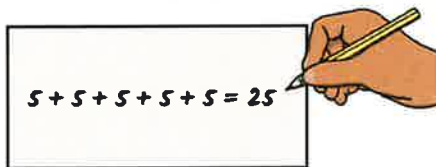
Reasoning

1.

Look at Laura's groups.



She wrote a calculation to find the total of her groups.



Do you agree with Laura's calculation?
 Explain your answer.
 How could you represent Laura's calculation?

Your explanation

2. True or false?

$$5 + 5 = 2 + 2 + 2 + 2 + 2$$

Draw an image or use cubes to help you explain your answer.

3. Which one does not belong?



Two 5s



Ten

$$5 + 5$$



What do we need to change to make them all represent the same?

4. Solve these puzzles and write a repeated addition calculation for each one. I will do the first one.

How many legs do three cats have?

$$4+4+4=12$$

How many ears do four rabbits have?

How many legs do two spiders have?

How many spots do three ladybirds have?

If you could meet anyone, who would it be and why?