


Literacy

Today is **WORLD BOOK DAY!!!!**



We are going to be celebrating this in our home learning today!

The theme of World Book Day this year is 'Share a Story.' So we are going to start off today by reading a story called 'The Lion Inside.'

You can either read the story in today's worksheets or listen to it being read to you on the link below;

<https://video.link/w/nXXLb>

As you read or listen to the story;

- What do you notice?
- What do you think the story is trying to say at the end?

Now you know the story watch the stream video called Year 4 Week 8 Day 4 World Book Day or click the link below;

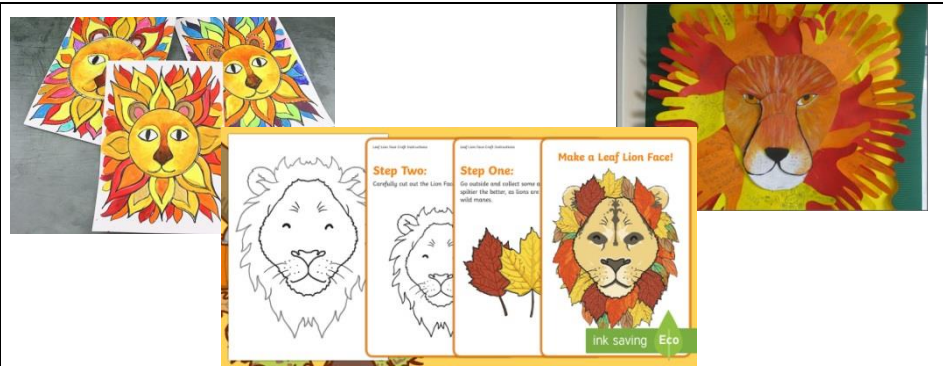

<https://tinyurl.com/y6smmutr>

Task 1

Synonyms for the verb 'climbed'	Adverbs to describe him climbing

Task 2

Write a description of the mouse climbing up the steep rock and then include the conversation that the lion and the mouse have. Remember the rules of using inverted commas and try to use alternative words to said. There is a sheet in today's worksheets to help you with the tasks.



Can you get your creative side flowing? Create your own piece of lion artwork. There are some ideas above. In today's home learning pack there are instructions for the leaf lion. Remember, you don't have to print it off you can draw your own lion and then follow the instructions. You might have your own idea for the art too!

The website below, shows you step by step how to draw a lion

<https://tinyurl.com/y3zmnr6y>

Create a bookmark to celebrate World Book Day

You might want to use a square piece of paper or card to create one of these cool corner bookmarks! Learn how by watching this video;



<https://tinyurl.com/y7ybmrhb>

Or look in today's worksheets for some more traditional bookmark ideas. You might want to include your favourite book characters on your bookmark.

Non-Core: Well-being/Character muscles

Are you brave like the mouse in the story today? You might not think you are but we show bravery all the time by doing small things that perhaps make us feel a little uncomfortable or that we might not normally do.

Make your own 'Courage Jar' by decorating a jar like on the sheet in today's worksheets. You can decorate it any way you like. When it is finished, every time you do something brave or courageous, write it down on a piece of paper and add it into the jar.

After a few weeks you'll be able to look back and see how brave you've been!

EXAMPLES:

- I tried something new today.
- I went to the very top of the climbing frame.
- I tried the challenge questions even though it scared me.

My Courage Jar

Why not make your own jar of courage like Milton?

You will need:
 An empty, clean jar
 Resources to decorate your jar, such as stickers, tissue paper, ribbons, pom-poms, paint etc.
 Glue



Handwriting/Spelling:

We are going to think about words beginning with the prefix 'mis' again today. Remember this prefix means 'wrong/badly.'

Complete the sheet in today's worksheets that looks like this.

Complete the sentence using the correct word and then complete the TRUE OR FALSE

STATEMENTS. You don't need to print this sheet out. Just complete the activity in your book.

Name: _____ Date: _____

Prefix Study: Mis

Understanding prefixes is important to learning the meaning of new words. MIS → badly or wrongly

Sentence Completion
 Directions: Complete the following sentences with the correct word from the Word Bank.

1. If I _____ the question, I always ask my teacher to repeat it.
2. She made a _____ on the test, but she corrected it.
3. If you _____ your friends, they will not want to spend time with you.
4. When I _____ in class, the teacher calls my parents.

Word Bank

mistake
 misbehave
 misplace
 misunderstand
 mistreat



Times tables: Go onto TTRS and spend at least 10 minutes on there: <https://trockstars.com/>

Reading: Vocabulary

Read the text below. It is the same one from earlier in the week. After you have read it again; answer the vocabulary questions about it. There is a sheet to look at in today's worksheets.

On a hilltop, nestling between the steep slopes of a snow-capped mountain, stood a magnificent palace. Its grey stone walls were covered with ivy and on top of the six tall turrets, brightly coloured flags fluttered in the breeze.

Inside the tallest turret, Princess Primrose could be seen shouting at her maid who had dropped a hairbrush. The princess's face was as red as a beetroot and her frizzy hair shook as she stamped her feet.

frizzy	straight	curly	long
nestling	lie close to	far away from	snuggled
snow-capped	white	covered in snow	green
turrets	towers	castles	buildings
fluttered	swayed	stayed still	danced
steep	hilly	sharp	flat

Year 4: Week beginning 1st March (Week 8 Day 4)

If you need help with your home learning ask an adult. You can email your teacher to ask for help or send a photo of your completed work for them to look at. Email class9@scraptoftvalley.leicester.sch.uk or class10@scraptoftvalley.leicester.sch.uk