


WORLD BOOK DAY



Task 1 - How many verbs can you think of that mean the same as 'climbed?' What adverbs can you think of that could describe how the mouse climbed up the rock?


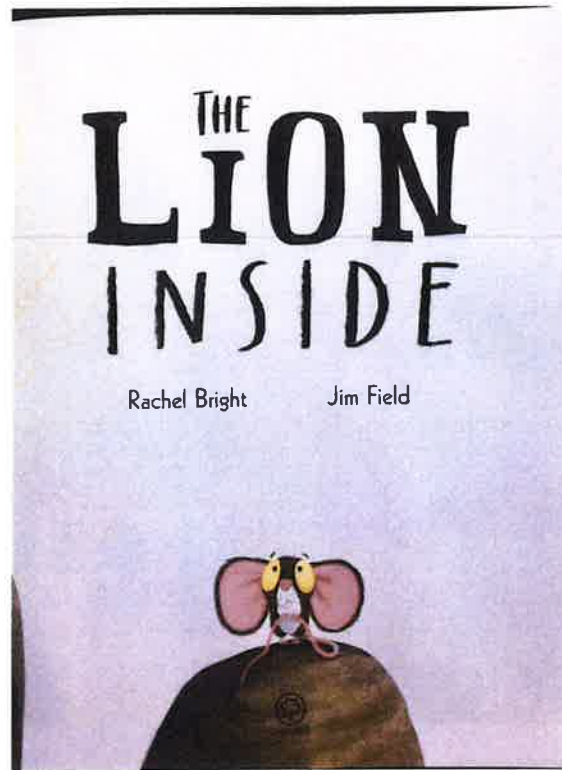
Complete the grid in your book. See how many ideas you can think of.

Synonyms for the verb 'climbed'	Adverbs to describe him climbing


Task 2 - Write a description of the mouse climbing up the steep rock. When he gets to the top, write a conversation between him and the lion. Remember in the conversation to start a new line for each new speaker and include speech marks (inverted commas). The sentence starters, alternatives to said and adverbs below might be helpful.

Sentence starters	Alternatives to said	Adverbs
Nervously, With fear, All he could hear was... On top of the rock... As he climbed up, The mouse found himself Sat on top of the rock... The mouse looked up.... His heart....	asked begged whispered shouted squeaked whimpered stammered explained roared pleaded	nervously cautiously carefully politely quietly slowly in fear bravely ferociously loudly


World Book Day - Day 4



And under that rock
in a tinyful house,
Lived the littlest, quietest,
meekest brown mouse.




He was so very tiny,
so incredibly small
That nobody noticed him
EVER . . . at all.





He got trod on and sat on
and missed out for stuff.
Ignored and forgotten.

Yes . . .
mouse-life was tough.



Meanwhile, far above,
ON TOP of the rock,
Times were quite different.
It was **LION** o'clock!

This huge, toothsome creature
made sure **EVERYONE** saw
How **IMPORTANT** he was
by how loud he could . . .




He was **HEAD**
of the pack.
He was **SHOUTY**
and **TOUGH**.




He loved showing the crowd
he was made of **STRONG**
STUFF.

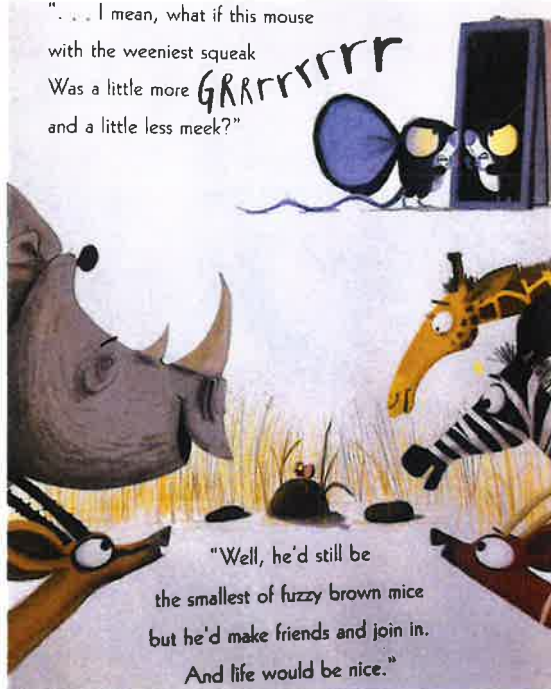
Yes, **ALL** were impressed
by this mighty King Cat.
"If only," thought Mouse,
"I could be more like that."



Then, late one dark night, in his mini-mouse bed,
the cleverest thought popped into his head.
He jumped from the covers and held up a paw.
"I've got it!" he said. "What I need is
a **ROAR!**"



"... I mean, what if this mouse
with the weeniest squeak
Was a little more **GRRRRRRR**
and a little less meek?"




"Well, he'd still be
the smallest of fuzzy brown mice
but he'd make friends and join in.
And life would be nice."



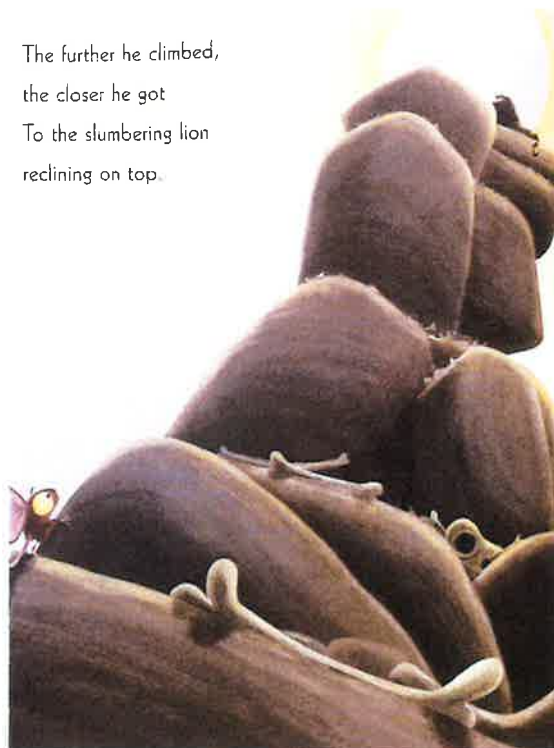
"Yes!" thought the mouse.
"I **MUST** find out how!
I will learn how to roar and
I **WILL** learn it **NOW!**"



But -**GULP**- oh my gosh,
there was only **ONE** beast
who could teach him this thing
BUT might make him
... a **FEAST!**





The further he climbed,
the closer he got
To the slumbering lion
reclining on top.







The lion was shaking. His paws all a-fumble
He was backing away with a scrambling tumble.
"Don't hurt me," he whimpered. "Oh! Try to be nice."
Well, my goodness, this lion was frightened of mice!



"Don't worry," Mouse peeped.
"I'm a friend, not a foe.
Let's **ROCK** this together.
We'll have **FUN**, don't you know."



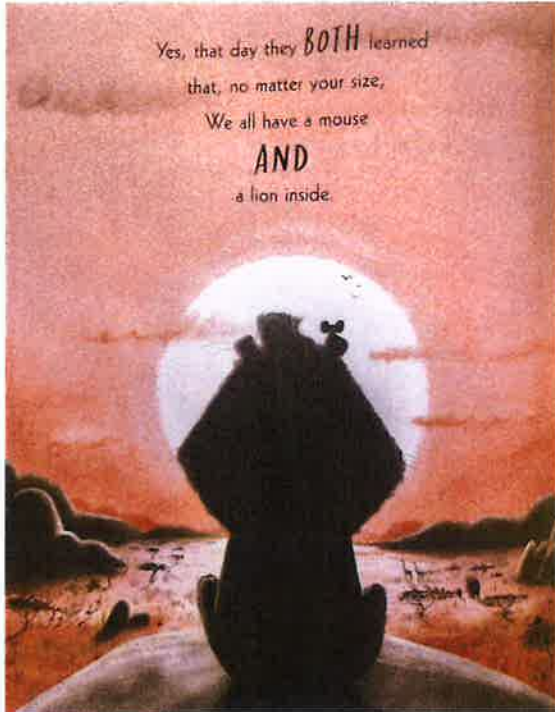
That was a magical moment for sure . . .
when mouse didn't feel **AT ALL** small any more.
He had found his true voice and learned to speak out,
and for **THAT** you don't need to roar or to shout.



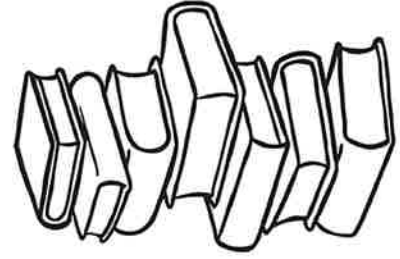
And from that day and always, the two were a pair.
They both liked that rock better, now that rock was to share.
The mouse, while still little, felt **BIG** in his head.
And Lion? He still roared — but with laughter instead!



Yes, that day they **BOTH** learned
that, no matter your size,
We all have a mouse
AND
a lion inside.




World
Book Day




twinkl.com

World
Book Day




twinkl.com

World
Book Day



twinkl.com

World
BOOK
Day!



twinkl.com

Make a Leaf Lion Face!



Leaf Lion Face Craft Instructions

Materials and equipment:

- Pair of scissors
- PVA glue
- Lion Face Template
- Autumn-coloured paints or colouring pencils
- Selection of autumn leaves

Leaf Lion Face Craft Instructions

Step One:

Go outside and collect some autumn leaves. The spikier the better, as lions are known for their wild manes.



Leaf Lion Face Craft Instructions

Step Two:

Carefully cut out the Lion Face Template.



Leaf Lion Face Craft Instructions

Step Three:

Use the autumn-coloured pencils or paints to colour in the lion's face, nose and eyes.




Leaf Lion Face Craft Instructions

Step Four:

Finally, use your PVA glue to stick the autumn leaves you have collected around the lion's face. Layer up to make it even spikier.



World Book
Day - Day 4



My Courage Jar

Why not make your own jar of courage like Milton?

You will need:

An empty, clean jar

Resources to decorate your jar, such as stickers, tissue paper, ribbons, pom-poms, paint etc.

Glue



Instructions

1. Take your empty jar and decorate it with anything you like. Make it bright and colourful! You could use stickers, tissue paper, pom-poms or ribbons. You could even paint it!
2. You might like to label your jar, 'My Courage Jar.'
3. Each time you do something courageous, write it on a piece of paper and put it in your courage jar.
4. At the end of the week or month, empty out the jar to see just how wonderfully courageous you are!

Name: _____

Date: _____

Prefix Study: Mis

Understanding prefixes is important to learning the meaning of new words.

MIS  badly or wrongly

Sentence Completion

Directions: Complete the following sentences with the correct word from the Word Bank.

1. If I _____ the question, I always ask my teacher to repeat it.
2. She made a _____ on the test, but she corrected it.
3. If you _____ your friends, they will not want to spend time with you.
4. When I _____ in class, the teacher calls my parents.
5. I always seem to _____ my favorite shirt, and I spend hours searching for it.

Word Bank
 mistake
 misbehave
 misplace
 misunderstand
 mistreat

True or False

Directions: Read each sentence and decide if each word is used correctly. Circle True or False.

1. True False There is no possible way to correct a **mistake**.
2. True False If you **misbehave**, you are making good choices.
3. True False A forgetful person will **misplace** important items sometimes.
4. True False When I **misunderstand**, I ask for more help so that I can follow directions.
5. True False A dog owner should **mistreat** the dogs.

