Year 4: Week beginning 1st March (Week 8 Day 1)

Writing time – Changing adverbial phrases to fronted adverbials

Last week, we talked about adverbial phrases.
An adverbial phrase is a group of words that does the same job as an adverb. Look at the examples below.

Examples:

- **He walked down the street with a terrible limp. (how he walks)**
- **Tom is talking in the dining room. (where he is talking)**
- **Sally lives around the corner. (where she lives)**
- **Sam is leaving for the airport in the next hour. (when he is leaving)**

We can re-write the sentence so that it starts with the adverbial phrase. When the adverbial phrase is at the beginning it is called a FRONTED ADVERBIAL.

EG. Tom is talking in the dining room.

This becomes – In the dining room, Tom is talking. (The adverbial phrase goes to the beginning of the sentence and is followed by a comma)
Log onto teams and learn more by watching the video called Week 8 Day 1 Writing time or click the link below;
https://tinyurl.com/y6moyrlv
Have a go at the ones on today's worksheet and remember capital letters, full stops and a comma after the fronted adverbial.

SHARED READING

NOW LOG ONTO TEAMS AND TAKE PART IN THE SHARED READING SESSION. We are going to continue reading Escape from Pompeii. Click on the link below to watch the video;
https://tinyurl.com/y36jt8u5

After you have watched the video, look at today's worksheets and have a go at the questions about the story.



WALT: Can I understand the place value of tenths and hundredths?

We are now focusing on decimals. Therefore, today we are looking at the place value of tenths and hundredths. It is important to know that these numbers are smaller than one whole, they are a part of a whole like fractions.
Tenths are the first decimal place after the decimal point for example – 0.1
Hundredths are the second decimal place after the decimal point for example – 0.01

To get more information for how to complete the work, Log onto Microsoft teams and watch the Stream called: **Year 4 Week 8 Day 1 Tenths and Hundredths**

Or click on this link to take you there:

https://tinyurl.com/y9uuvymp

Once you have watched the video, complete the worksheet that looks like this:

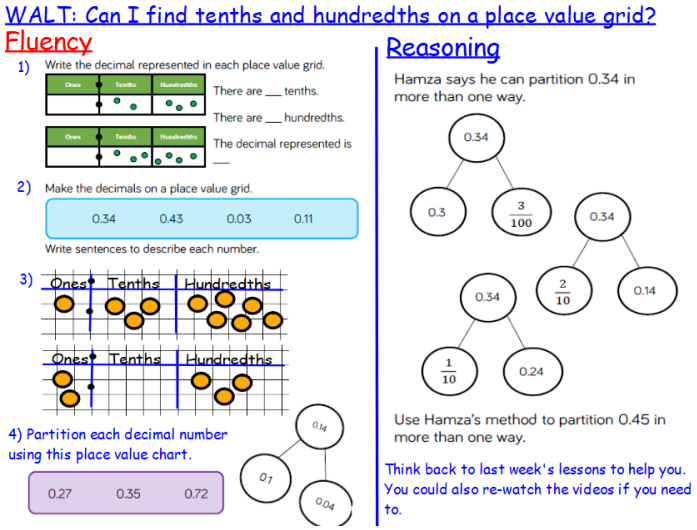
WALT: Can I find tenths and hundredths on a place value grid?

Fluency

1) Write the decimal represented in each place value grid.
There are ___ tenths.
There are ___ hundredths.
The decimal represented is ___

2) Make the decimals on a place value grid.
0.34 0.43 0.03 0.11
Write sentences to describe each number.

3) Ones Tenths Hundredths

4) Partition each decimal number using this place value chart.
0.27 0.35 0.72

Reasoning

Hamza says he can partition 0.34 in more than one way.
0.34
0.3 $\frac{3}{100}$ 0.34
0.34 $\frac{2}{10}$ 0.14
$\frac{1}{10}$ 0.24

Use Hamza's method to partition 0.45 in more than one way.

Think back to last week's lessons to help you. You could also re-watch the videos if you need to.

If you have any questions email your class teacher.

Don't forget to email them a picture of your work too!

If you need help with your home learning ask an adult. You can email your teacher to ask for help or send a photo of your completed work for them to look at. Email class9@scraptoftvalley.leicester.sch.uk or class10@scraptoftvalley.leicester.sch.uk.

Year 4: Week beginning 1st March (Week 8 Day 1)

Non-core - PE

Before half term we looked at throwing, catching and some balances in PE. Today, you are going to use as many of the skills as you can and create your own obstacle course.

Watch this video to help you:

https://www.youtube.com/watch?v=QiYpwcEM6r4

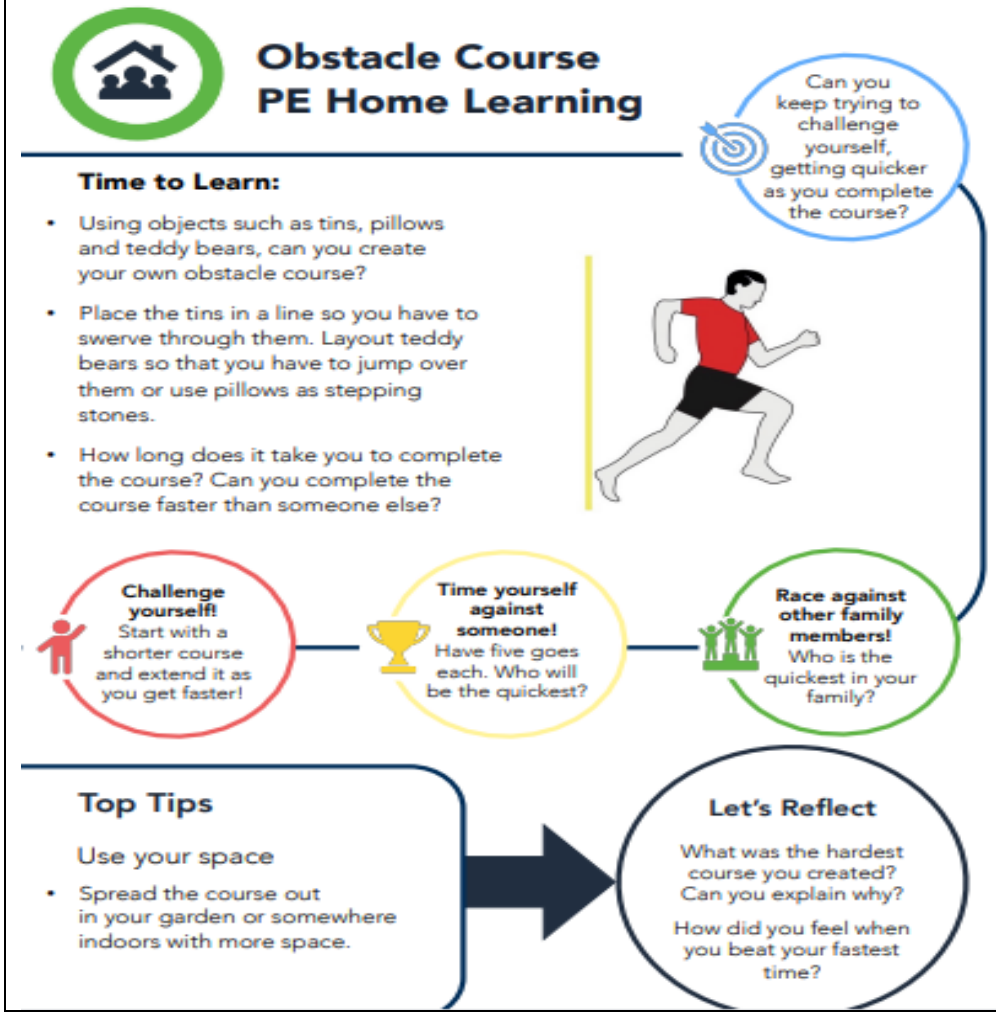

Handwriting/Spelling

Today, we are going to carry on thinking about prefixes that you add to root words to change their meaning.

The prefix 'mis' means 'wrong' or 'badly.'

Example: misbehave – means behave in a way that is wrong

misplace – means you put something in the wrong place or lose it

Can you write out the words starting with this prefix below using your neatest joined handwriting?

- **misbehave**
- **mistake**
- **misplace**
- **mistreat**
- **misunderstand**
- **misspell**
- **mislead**

Are there any you need to look up the meaning of? If so you can use this online dictionary. https://kids.wordsmyth.net/we/

Times tables: Complete these questions:

3 x _____ = 21	5 x _____ = 60	6 x ____ = 36	7 x ____ = 63
8 x _____ = 32	6 x _____ = 42	8 x ____ = 64	3 x ____ = 18
9 x _____ = 36	9 x _____ = 81	12 x ____ = 132	7 x ____ = 49

Reading: Visualising

Visualising is like brain TV. You create a picture of what is being read in your head.

Read the section of text below and imagine what it looks like in your mind. You might want to read it a couple of times or get someone at home to read it to you so you can close your eyes and imagine it in your head.

On a hilltop, nestling between the steep slopes of a snow-capped mountain, stood a magnificent palace. Its grey stone walls were covered with ivy and on top of the six tall turrets, brightly coloured flags fluttered in the breeze.

Inside the tallest turret, Princess Primrose could be seen shouting at her maid who had dropped a hairbrush. The princess's face was as red as a beetroot and her frizzy hair shook as she stamped her feet.

Now, draw a picture of what you can see in your mind.

If you need help with your home learning ask an adult. You can email your teacher to ask for help or send a photo of your completed work for them to look at. Email class9@scraptoftvalley.leicester.sch.uk or class10@scraptoftvalley.leicester.sch.uk.