








<p style="text-align: center;">Literacy</p> <p>Can you put the commas in the correct places after the fronted adverbials? Remember, a fronted adverbial explains when, how or where something is happening.</p> <p>In five minutes the train is due to leave the station. Later today I am going to the zoo. Very slowly the slimy slug crawled along the path. Very carefully the chef washed his knives. Without making a sound Joe tiptoed down the stairs. Twice a week Ellie goes to the gym. At the edge of the beach Jon flew his kite. In the distance the snow covered peaks could be seen.</p>	<p style="text-align: center;">Numeracy</p> <p>Use short multiplication to answer the following questions.</p> <p>67 x 6 32 x 7 95 x 9 325 x 4 344 x 6 217 x 6 199 x 7 342 x 8 654 x 9</p>	<p style="text-align: center;">Other P.E</p> <p>Design your own P.E warm up activity. This could include stretches, balances or a game that you have invented.</p> 																		
<p style="text-align: center;">Tuesday</p> <p>Learn 10 spellings from the Year 4 spellings sheet. Think about which spelling strategy you could use. You could use the pyramid strategy.</p> <p style="text-align: center;">Pyramid Writing Write each of your words like a pyramid:</p> 	<p>Complete the times tables questions below. How fast can you answer them? Perhaps you could time yourself.</p> <p>9 x 3 4 x 9 11 x 11 7 x 3 6 x 10 12 x 4 9 x 9 2 x 9 6 x 8 12 x 12 8 x 7 9 x 6 6 x 5 8 x 4 11 x 3 12 x 2 9 x 7 7 x 7</p>	<p style="text-align: center;">Science</p> <p>Log onto Purple Mash. Complete the Polar Bear makeover activity. Can you help to keep it warm?</p> 																		
<p style="text-align: center;">Wednesday</p> <p>Read your home reader book. When you have finished it, log onto Purple Mash and complete a book review. What did you like about it? Who was your favourite character?</p> 	<p>Round the following numbers to the nearest ten.</p> <table border="0"> <tr><td>26</td><td>657</td></tr> <tr><td>67</td><td>234</td></tr> <tr><td>87</td><td>543</td></tr> <tr><td>34</td><td>248</td></tr> <tr><td>54</td><td>122</td></tr> <tr><td>14</td><td>276</td></tr> <tr><td>58</td><td>462</td></tr> <tr><td>44</td><td>977</td></tr> <tr><td>29</td><td>356</td></tr> </table>	26	657	67	234	87	543	34	248	54	122	14	276	58	462	44	977	29	356	<p style="text-align: center;">Creative</p> <p>This module, we are learning about 'Habitats'. Build a model of a habitat. It could be any habitat you like and you could include the kind of creatures you might find there, e.g. hedgerow – birds, insects, badgers, foxes, butterflies, rabbits.</p> 
26	657																			
67	234																			
87	543																			
34	248																			
54	122																			
14	276																			
58	462																			
44	977																			
29	356																			

<p>Thursday</p> <p>Inference activity - Answer the questions about the picture using your inference and prediction skills. What's happening here? Give the creatures names. Why does the purple creature have a peg on its nose? Why are its cheeks bulging? Is the large character an ogre, a troll or something else? Why does he have his foot in a bowl? How is he feeling? Why are there flies around him? Add thought bubbles to this picture. Which character do you like the most? Why? Why is the title 'Pegged'? Give this image a new title. Explain your choice.</p>  <p>You could write your own story about this picture and what happened before this scene.</p>	<p>Round the following numbers to the nearest hundred.</p> <table border="0"> <tr><td>346</td><td>1243</td></tr> <tr><td>212</td><td>5672</td></tr> <tr><td>257</td><td>3223</td></tr> <tr><td>876</td><td>6878</td></tr> <tr><td>431</td><td>2230</td></tr> <tr><td>799</td><td>7450</td></tr> <tr><td>876</td><td>9120</td></tr> <tr><td>145</td><td>4560</td></tr> </table>	346	1243	212	5672	257	3223	876	6878	431	2230	799	7450	876	9120	145	4560	<p>PE</p> <p>Get active! Do 20 star jumps, jog on the spot for 2 minutes, hop from one leg to another. Then try balancing on one leg for 1 minute.</p> <p>OR</p> <p>Try the 5 minute move workout with the Body Coach on the internet. https://www.youtube.com/watch?v=d3LPh10v-w</p> <p>OR</p> <p>Test out your dance skills by trying out a dance routine on Just Dance.</p>
346	1243																	
212	5672																	
257	3223																	
876	6878																	
431	2230																	
799	7450																	
876	9120																	
145	4560																	
<p>Friday</p> <p>Practise your handwriting and the joining of letters on the sheet in your pack. AND Complete the sentences with the correct spelling of the homophone: their/there or they're? Put the book over _____ on the shelf. _____ bus was running late. The cold wind made _____ teeth chatter. Could they be in _____? Blue Smarties are the best, _____ my favourites. Ava and Lucas put _____ hands up at the same time. Are you sure _____ not real? The new teacher got _____ books in a muddle.</p>	<p>Work on your times tables. You can either go on Times Tables Rockstars or you can log onto Purple Mash and complete the weekly times tables activity set.</p> 	<p>French</p> <p>Complete the second French activity in your pack.</p>																