

Year 4

Home Learning Week 6

Have a look at the daily lessons on BBC Bitesize! They have a range of interactive lessons and activities for Literacy, Numeracy and other subjects.

Monday

Literacy


Information report

Using the internet or facts you can remember, write an information report about volcanoes. A '2do' has been set on Purple Mash.

Useful websites:

<https://www.sciencekids.co.nz/sciencefacts/earth/volcano.html>

<https://www.coolkidfacts.com/volcano-facts-for-kids/>

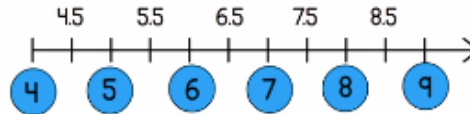


Numeracy

Round decimals

Use the website below and look at Summer Term - Week 2 (w/c 27th April) Lesson 1. Watch the video and then complete the questions in you book or on paper. The questions are on the website or saved on the school website.

<https://whiterosemaths.com/homelearning/year-4/>



Other

Meditation

Have a go at some mindfulness meditation. There are lots of videos out there but here are a couple we really like! If you find one you prefer use that instead.

https://www.youtube.com/watch?v=Bk_qU7l-fcU

<https://www.youtube.com/watch?v=DWOHcGF1Tmc>



Expanded noun phrases

An expanded noun phrase gives more detail or information about a noun (a person, place or thing) in a simple noun phrase. This is usually done by adding adjectives to describe the noun in the noun phrase, for example: 'She walked through the dark, mysterious forest.

Underline or circle the expanded noun phrase in the sentences. Write them out in your books in your neatest handwriting.

1. The brightly-coloured parrot flew through the canopy.
2. After his lunch, Harold ate a sweet, delicious chocolate brownie.
3. Under the waves, the stripy fish swam quickly through the reef.
4. In a forest clearing, a dark, mysterious jaguar sauntered by the water.
5. "Pass me the blue shoes please," Mum asked Sophia.
6. As John sat at the bus stop, he saw three large, black cars go past.

Short multiplication method

Using the short multiplication method, work out the following questions. Remember to start with the units first!


- 1) $345 \times 6 =$ 2) $453 \times 9 =$ 3) $234 \times 3 =$
 4) $637 \times 4 =$ 5) $823 \times 5 =$ 6) $921 \times 2 =$
 7) $563 \times 6 =$ 8) $478 \times 2 =$ 9) $762 \times 7 =$
 10) $893 \times 0 =$ 11) $648 \times 5 =$ 12) $904 \times 6 =$

$$\begin{array}{r}
 24 \\
 \times 4 \\
 \hline
 96 \\
 \hline
 1
 \end{array}$$

Remember there are also the lessons on White Rose that you can have a go at. <https://whiterosemaths.com/homelearning/year-4/>

French

Look at the two French sheets attached in this week's home learning folder. Have a go at labelling the parts of the body in French.



Wednesday

Homophones practise - they're, there or their

Homophones are words that sound the same but are spelt differently and have different meanings.

'Their' means it belongs to them, e.g. "I ate their sweets."

'They're' is short for 'they are' e.g. "They are going to be cross."

'There' refers to a place, e.g. "I'm going to hide over there."

- 1) Put the book over _____ on the shelf.
_____ bus was running late.
- 2) The cold wind made _____ teeth chatter.
- 3) Could they be in _____?
- 4) Blue smarties are the best, _____ my favourites.
- 5) Ava and Lucas put _____ hands up at the same time.
- 6) Are you sure _____ not real?
- 7) The new teacher got _____ books in a muddle.
- 8) I went _____ last summer too!

Pounds and pence

Use the website below and look at Summer Term - Week 2 (w/c 27th April) Lesson 3. Watch the video and then complete the questions in you book or on paper. The questions are on the website or saved on the school website.

<https://whiterosemaths.com/homelearning/year-4/>



Gymnastics

At home, in the garden or living room, create your own gymnastics routine to music if you can. We have looked at balances, travelling, rolls and more complex movements like cartwheels and handstands. Be really careful when you are coming up with your routine and think about what you know you can do and what might be difficult to do inside because of space. Get the adults at home and other siblings involved too! They might join in or can play music and film you whilst you do it so you can watch yourself to see how well you did.

There are lots of ideas on this website if you're stuck or have a look on Youtube for some ideas.

<https://gymnasticshq.com/gymnastics-at-home-workout-plans/>

Thursday

Alternative words for said

- 1) "I love ice cream!" _____ Isla.
- 2) "Where are you going?" _____ Mohammad.
- 3) "Bring a coat," _____ mum.
- 4) "Don't forget the bandages," _____ the paramedic.
- 5) "Oh no!" _____ Krystaal.
- 6) "Don't make a sound," _____ Harley.
- 7) "What's in this?" _____ Hushang.
- 8) "There's nothing like a good hot bath," _____ Rhys.

Times Tables Rock Stars

Practise your times tables on Times Tables Rock Stars. How many points can you get? Can you beat someone else in the class in a battle?!



Remember there are also the lessons on White Rose that you can have a go at.

<https://whiterosemaths.com/homelearning/year-4/>

Cooking

Using the website below, have a go at cooking these veg and cheese rolls. Don't fancy them? Have a look on the website and find something else to try!



Out of Control

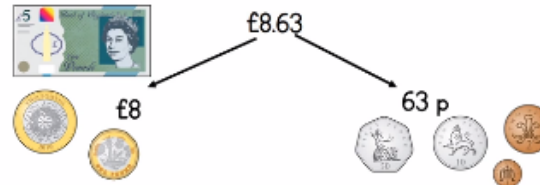


- What vehicle is the driver operating?
- What might he have seen in front of him?
- What is the weather like outside?
- Is there anyone else depending on the driver to salvage the situation?
- What happens to your body when you start to panic?
- Have you ever panicked? How did you overcome the feeling?

- If you want more...
- Write a story about the man. Where is he travelling to? Where is he coming from? Is he on his own? How is he feeling? What can he see?

Ordering Money

Use the website below and look at Summer Term - Week 2 (w/c 27th April) Lesson 4. Watch the video and then complete the questions in you book or on paper. The questions are on the website or saved on the school website. The answers are also on there for the adults at home to check. <https://whiterosemaths.com/homelearning/year-4/>



Geography

Using the BBC Bite Size website learn how to read a map and a compass. We have had a look at this before so see how much you can remember! The template for the activity is saved on the school website or you can create your own in your book.

<https://www.bbc.co.uk/bitesize/articles/zkngrj6>

