

Remember there are daily activities and lessons on BBC Bitesize, Purple Mash and Oak National Academy. Check out their websites if you want any extra lessons and activities.

Monday

Literacy

Reading Comprehension

Read Chapter 1 of Because of Winn-Dixie in the home learning folder.



Now, answer the questions below about the chapter.

- 1) Why does her Dad call her by her middle name Opal?
- 2) Where had India and her dad moved to?
- 3) Find and copy a word which tells us that Winn-Dixie smelt.
- 4) What 2 things did India Opal tell Winn-Dixie he wasn't allowed to do in the trailer park?
- 5) Find and copy a sentence which shows how terrible the dog looked when the preacher saw him.
- 6) Find and copy a phrase which makes us think that Winn-Dixie might be injured?
- 7) The preacher says he looks like a stray. What is a stray?
- 8) *I went to the trailer door and I hollered, "Winn-Dixie!"* Can you think of 3 words which have a similar meaning (are synonyms) to the word hollered?
- 9) Where did India's dad live before she was born?
- 10) How do you think India felt when her dad said she could keep Winn-Dixie?

If you want to you can listen to someone reading Chapter 2 by going to the website below:



<https://www.youtube.com/watch?v=d4G2PmKoBbo>

Numeracy

Numeracy challenge

Have a look at the challenge on BBC Bitesize. Can you complete them all?

<https://www.bbc.co.uk/bitesize/articles/zntf382>



How old is the teacher?

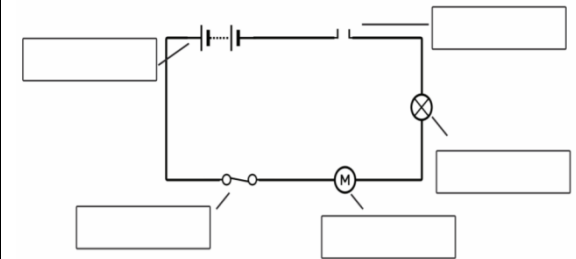
Other

Science - Electricity

What is a circuit? Find out here; <https://www.bbc.co.uk/bitesize/clips/zq3fb9q>

Find out how to draw a simple circuit using symbols; <https://www.bbc.co.uk/bitesize/topics/zq99g6f/articles/zs7g4j6>

Can you draw and label this electrical circuit?



battery	closed switch	open switch	cell	voltmeter
buzzer	lamp	lamp	motor	wire

Now, look at the circuit's sheet in the home learning folder. Draw each circuit and tick or cross next to each one to explain if the bulb will light up.

Synonyms

Synonyms are words with the same or similar meaning to another word. Eg. sad and miserable.

Learn more about synonyms by visiting the website below:

<https://www.bbc.co.uk/bitesize/topics/zfkk7ty/articles/z8t8pbk>

There are lots of different words which mean the same as the word 'said' and they are really useful when you write a story. Use some of the words below to complete the sentences on the sheet in the home learning folder. Think about what the person is saying.



You could think of your own synonyms for said.

demanded	ordered	shouted
reminded	questioned	whispered
warned	exclaimed	explained
replied	asked	screamed
hollered	shrieked	squealed

Challenge: Write some of your own sentences using speech marks (inverted commas) where you use alternatives to the word said.

Arithmetic questions

Test your arithmetic skills on these questions below. Can you complete them all?

- 1) $500 + 4 + 70$
- 2) Half of 30
- 3) What is this triangle called? 
- 4) $30 - 16$
- 5) What is the value of the digit 7 in the number 1726
- 6) Double 14
- 7) 5×6
- 8) Write down all the odd numbers from the list below
42, 37, 21, 26, 38, 63
- 9) Round 67 to the nearest 10.
- 10) What number comes halfway between 30 and 50?
- 11) How many FIVES make 30p?
- 12) The time is 4:30pm. What will the time be in half an hour?
- 13) How much money is 3 TENS and 3 FIVES?
- 14) What fraction of this shape is shaded? 
- 15) I am facing north. I turn 2 half turns. Which way am I facing now?
- 16) How many cm in 7 metres?

PSHE

When you come back into school after the summer holidays, things will be different and you will have a new classroom and teacher.

What would you like to tell your new teacher about yourself? Design a poster about yourself; you could include information about;

- Pets
- Family
- Hobbies
- Clubs you go to
- Friends
- Sports you like
- Favourite subject



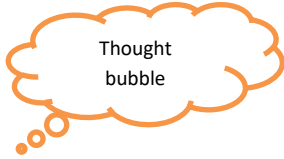
There is an idea of how you could set your poster out in the home learning folder or you can do the activity on Purple Mash.

(Remember to use the clipart icon at the top of the activity to find pictures)



Comic Strip

Choose either Chapter 1 or 2 of 'Because of Winn-Dixie'. Create your own comic strip of what happens in the chapter. Include speech and thought bubbles.



Try to make it exciting! You can draw the comic strip in your purple book. There is a blank one in the home learning folder that you can copy. If you can't remember Chapter 1, it is in Week 15's home learning folder or listen here: <https://www.youtube.com/watch?v=28I2hXl6-aI>


Times tables

Practise your times tables on Times tables Rockstars. Can you bear your score? How fast can you complete the questions?



French

Look at the French sheets that are saved in this week's home learning.



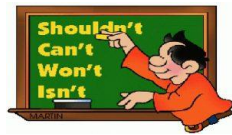
Apostrophes for contractions

Apostrophes sometimes are used to replace a letter or letters when two words are shortened into one eg. I have - I've (the apostrophe replaces the a and h)

Watch the video, try the quiz and game on this website;

<https://www.bbc.co.uk/bitesize/topics/zvwxnb/articles/zcyv4qt>

There are lots of contraction activities to try in this week's home learning folder too!



Money

Have a look at the lesson all about making different amounts of money on BBC Bitesize.

<https://www.bbc.co.uk/bitesize/articles/zxfv6g8>



PE

Have a look at this PE challenge. Can you complete it?

The underarm throw is a throw made at waist height, under the arm. It is used to send the ball over short distances or when throwing for accuracy.


Equipment

Something that you can throw - ideally a ball but a rolled-up pair of socks will do; something that you can throw into (e.g. a bucket or a bin).

What to do

1. Practise the underarm throwing technique with a partner, standing approximately 2-3m apart. Stand further apart for a greater challenge.
2. Now place a bucket on the ground and stand approximately 2m away. Try to get the ball into the bucket. Stand further away for a greater challenge or closer if necessary.
3. You will get five attempts to get the ball into the bucket.

- 1 Hold the ball in your dominant hand, gripping it with the fingers and thumb.
- 2 Stand with one foot in front of the other.
- 3 Take your throwing arm behind your body and swing it forwards like a swinging pendulum (from behind the body to the front of the body).
- 4 Transfer your weight from the back foot to the front foot.
- 5 Release the ball at waist height.



Year 4 Memories poem

Class 9 and 10, I know this has been a tricky time and that our year together has been cut short. It has also been a year which has given us some great memories at school and where we have done some fun things! Miss Siddon and Miss Coombe would love to hear about your favourite activities and memories. Have a look at the sheet about memories in the home learning folder.

OR....

You could write a poem about your favourite memories and activities.

My Year 4 Memories Poem

In Year 4, I loved.....
I remember when....
It was so much fun when we.....
I won't forget.....
In Year 4, I learnt.....



In Year 4, I loved.....
I remember when....
It was so much fun when we.....
I won't forget.....
In Year 4, I learnt.....

In Year 4, I loved.....
I remember when....
It was so much fun when we.....
I won't forget.....
In Year 4, I learnt.....

Miss Siddon and Miss Coombe would love to read your memories and your memory poems. Please bring them into school and show us when you come back!

Finding fractions of amounts

Find the fraction of amounts of the numbers below. Remember to read the question carefully and check if it is asking for just 1 part of the amount of more.

$\frac{3}{5}$ of 10 = (1)	$\frac{1}{6}$ of 30 = (11)	$\frac{1}{3}$ of 6 = (21)
$\frac{1}{2}$ of 10 = (2)	$\frac{1}{4}$ of 4 = (12)	$\frac{1}{3}$ of 9 = (22)
$\frac{3}{7}$ of 56 = (3)	$\frac{4}{5}$ of 10 = (13)	$\frac{1}{2}$ of 12 = (23)
$\frac{5}{8}$ of 16 = (4)	$\frac{1}{2}$ of 16 = (14)	$\frac{2}{3}$ of 24 = (24)

Geography

Learn all about rivers! Use the BBC Bitesize link to find out how rivers are formed and the different between rivers and lakes.

<https://www.bbc.co.uk/bitesize/articles/zc3gp4j>

If you don't have access to a printer have a go at drawing the map yourself or just complete the quiz on the webpage.

