

Year 3: Day 5 Week 4 (Week commencing 25th January)

Literacy

WALT: Can I use the simple present tense?

Log into **Microsoft Teams**. Open the **PowerPoint** titled 'Simple Present Tense' It has been assigned to you.

Work through the PowerPoint completing the tasks.

Task: Convert all the past tense sentences into present tense.

1. She drove to work today.

2. Sam ate the last piece of cake.

3. Dave travelled to Dover for a meeting.

4. We trained for the match.

5. Troy fell off his chair.

Numeracy

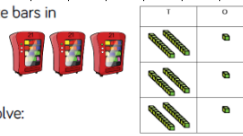
WALT: Can I multiply numbers together using base 10? Week 4 Day 5

Log into **Microsoft Teams** and open the **Stream** titled 'WALT: Can I multiply numbers together using base 10? Lesson 5 Week 4.' It has been assigned to you.

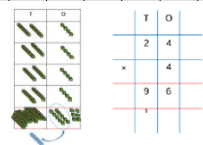
Watch the video and pause it throughout to have a go at some of the questions, when you've finished that work through the worksheet in your pack or from the website.

WALT: Can I multiply numbers together using base 10? Week 4 Day 5

1. There are 21 chocolate bars in a vending machine. How many chocolate bars will there be in 3 vending machines? Use this method to solve: 21×4 and 33×3



2. Calculate 24×4 Use this method to work out the following. 28×3 16×6



3. There are 76 sweets in a bag. I buy 3 bags. How many sweets do I have in total?

Use the base 10 to help you.

Reasoning and Problem Solving

1. True or false?
 $5 \times 30 = 3 \times 50$
Prove it!
Use base 10 to prove the answer.

2. I think of a number and multiply it by 3. My total is 99. What was my calculation?
Represent it using base 10.

3. Charlotte answered the question 27×3 , her answer is 6021. What mistake could she have made?
Use base 10 to help you solve it.

Year 3: Day 5 Week 4 (Week commencing 25th January)

Non-core
ICT

WALT: Can I plan a narrated video report?

Log into **Microsoft Teams** and open the **Sway** titled 'ICT - We are presenters' or click the link:

<https://sway.office.com/wqEQYWiEYM4GoFQB?ref=Link>

Work through the **Sway**.

Task 1: Complete the sheet or write in your book. In each circle write the area of the school you've chosen and write about each area underneath it.

The form consists of three identical columns. Each column has a horizontal oval at the top, intended for a title. Below each oval is a rectangular box with horizontal lines, intended for writing. The columns are arranged side-by-side.

Handwriting/Guided Reading/Times Tables

Reading


Read your book for 15 minutes at some point in the day. This might be your reading book from school or another one you have at home. There are also some great audio stories that you can listen to, just follow this link! <https://www.bbc.co.uk/teach/school-radio/audio-stories/zh3t2sg>

Handwriting

Complete one of the handwriting sheets. Remember to make the letters clear.

Guided reading

Read chapter 1 of 'School Swap' on Purple Mash. It is in your 2dos. Then can you answer the multiple choice questions?



Chapter 1



Times tables

Complete one of the times tables sheets. Which challenge will you choose today? How fast can you complete them?!



If you need help with your home learning ask an adult. Or an adult can email class7@scraftofvalley.leicester.sch.uk or class8@scraftofvalley.leicester.sch.uk to ask about home learning if needed.