

**Year 3: Day 1 Week 6 (Week commencing 8<sup>th</sup> February)**

**Literacy**

WALT: Can I identify the grammar features of an adventure story?

Log onto **Microsoft Teams** and open the Literacy **Stream** in Day 1 or click on this link: <https://web.microsoftstream.com/video/2873bd0f-0724-4151-8e80-dc3aed518541>

Watch the Stream video carefully so you can spot the **adjectives** and **verbs**!

Task: Look at the pages below from Traction Man. Can you copy out all the **adjectives in a red colour** and all the **verbs in a green colour**?







**Numeracy**

WALT: Can I complete money reasoning and problem solving questions?

Log onto **Microsoft Teams** and complete the **PowerPoint** that has been assigned to you 'Day 1 Week 6 Numeracy'. When you have done that you can complete the worksheet in your pack or that is on Day 1 of Week 6 or from the school website.

Don't forget to take pictures of your work and email them to your class email address!

<p>7a. A packet of crisps costs 147p. Jed buys 2 packets. He gives the shop keeper a £5 note.</p> <p>A. <input type="text" value="The change will be 206p."/></p> <p>B. <input type="text" value="The change will be two £1 coins and four 1p coins."/></p> <p>☆ Which is correct? Prove it. ✨</p>	<p>7b. A lolly costs 107p. George buys 2 lollies. He gives the shop keeper a £5 note.</p> <p>A. <input type="text" value="The change will be one £2 coin, two 5p coin and four 1p coins."/></p> <p>B. <input type="text" value="The change will be 286p."/></p> <p>☆ Which is correct? Prove it. ✨</p>
<p>8a. Charlotte bought a jigsaw and a yoyo. She paid with a £10 note. In her change she got a £2 coin, three different silver coins and one bronze coin.</p> <p> <input type="text" value="?"/></p> <p> <input type="text" value="255p"/></p> <p>How much could the jigsaw cost? Show your working.</p> <p>☆ ✨</p>	<p>8b. Kate bought a boat and a bucket and spade. She paid with a £20 note. In her change she got one note, a £1 coin, two of the same silver coins and four bronze coins.</p> <p> <input type="text" value="?"/></p> <p> <input type="text" value="582p"/></p> <p>How much could the boat cost? Show your working.</p> <p>☆ ✨</p>

If you need help with your home learning ask an adult. Or an adult can email [class7@scraptoftvalley.leicester.sch.uk](mailto:class7@scraptoftvalley.leicester.sch.uk) or [class8@scraptoftvalley.leicester.sch.uk](mailto:class8@scraptoftvalley.leicester.sch.uk) to ask about home learning if needed.

**Year 3: Day 1 Week 6 (Week commencing 8<sup>th</sup> February)**

**Non-core  
History**

**WALT: Can I learn about the Bronze Age?**

Have a look at the PowerPoint that has been assigned to you on Microsoft Teams or if you have a printed home learning pack it is in there. Look through the slides and watch this video all about the Bronze Age.

Watch the video below and see what you can find out...

[https://www.youtube.com/watch?v=cH\\_uowNBjno](https://www.youtube.com/watch?v=cH_uowNBjno)

There are also some websites with lots of information on them!

<https://www.theschoolrun.com/homework-help/the-bronze-age#:~:text=Top%2010%20facts,mixture%20of%20tin%20and%20copper>

<https://kids.britannica.com/kids/article/Bronze-Age/352883>

**Your task!**

Create a poster or fact file about all of the information you have watched and read about today. Draw pictures and add writing. If you have a paper copy of the home learning you can use the sheet in your pack.



**Reading/Handwriting/Times Tables**

**Reading**

Read your book for 15 minutes at some point in the day. This might be your reading book from school or another one you have at home. There are also some great audio stories that you can listen to, just follow this link! <https://www.bbc.co.uk/teach/school-radio/audio-stories/zh3t2sg>



**Handwriting**

Complete one of the handwriting sheets. Remember to make the letters clear.



**Times tables**

Complete one of the times tables sheets. Which challenge will you choose today? How fast can you complete them?!

