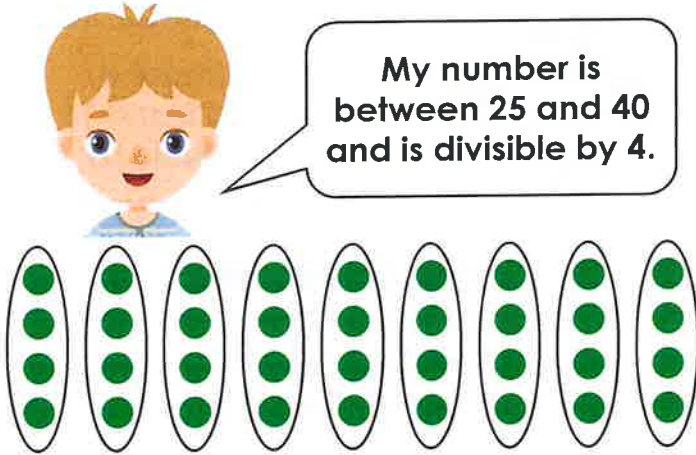


Divide by 4

1a. Liam is thinking of a number.



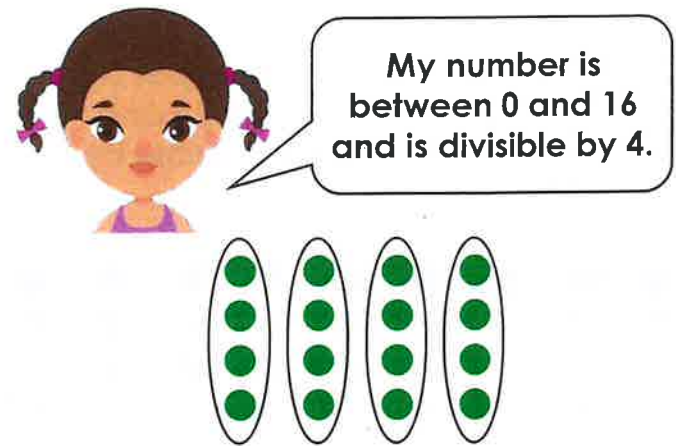
Find all of the possibilities.



PS

Divide by 4

1b. Jasmine is thinking of a number.



Find all of the possibilities.



PS

2a. Write a word story and the division calculation to match the image below.



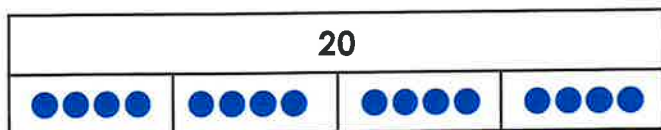
PS

2b. Write a word story and the division calculation to match the image below.



PS

3a. Asif uses a bar model to divide 20 into groups of 4.

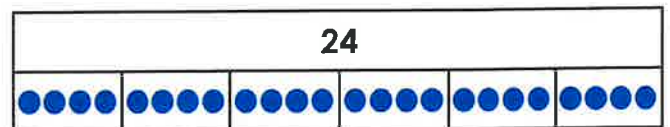


Is he correct? Explain your answer.



RI

3b. Lauren uses a bar model to divide 24 into groups of 4.



Is she correct? Explain your answer.




RI

Divide by 4

1a. Liam is thinking of a number.



My number is between 25 and 40 and is divisible by 4.



Find all of the possibilities.



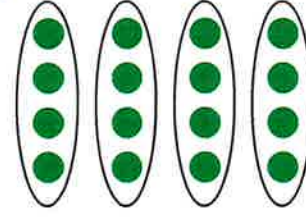
PS

Divide by 4

1b. Jasmine is thinking of a number.



My number is between 0 and 16 and is divisible by 4.



Find all of the possibilities.



PS

2a. Write a word story and the division calculation to match the image below.



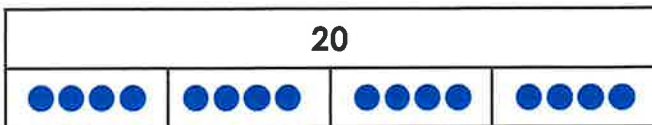
PS

2b. Write a word story and the division calculation to match the image below.



PS

3a. Asif uses a bar model to divide 20 into groups of 4.

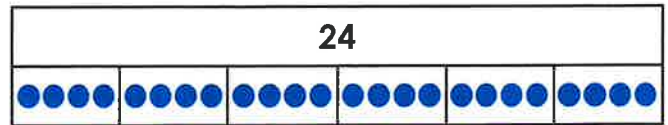


Is he correct? Explain your answer.



PS

3b. Lauren uses a bar model to divide 24 into groups of 4.



Is she correct? Explain your answer.



PS



Improve the Adjective

Which more powerful words could replace the adjective to improve this sentence?

Thousands of miles away, a **good** island lay in the middle of the Mediterranean Sea.

You could have replaced 'good' with...

exquisite	splendid
marvellous	magnificent
glorious	breath-taking
	superb



What Is an Adjective?

Talk to your partner and see if you can define what an **adjective** is.

Start Stop

An adjective is a **describing word** that can either:

- come **before** a noun, e.g. The pupils did some **remarkable** work;
- come **after** a form of the verb 'to be' (is/am/are/was/were/be/been/being), e.g. The pupils' work was **remarkable**.


Improve the Adjective

Which more powerful words could replace the adjective to improve this sentence?

As the film reached its dramatic conclusion, the crowd were **shocked**.


You could have replaced 'shocked' with...

stunned	shaken
taken aback	astonished
astounded	staggered
	flabbergasted



Spot the Adjective

Can you spot the **powerful adjectives** in these sentences?



The **menacing** earthquake shook the ground.

Running past **collapsing** buildings, the people were **terrified**.

The **calm** charity worker tried to point the **anxious** villagers towards a place of safety.


Improve the Adjective

Which more powerful words could replace the adjective to improve this sentence?

The **happy** lotto winner jumped for joy at her multi-million pound win.

You could have replaced 'happy' with...

ecstatic	jubilant
overjoyed	elated
euphoric	delighted
	triumphant




Improve the Adjective

Which more powerful words could replace the adjective to improve this sentence?

The monster's pathetic attempts at hiding are **silly**.

You could have replaced 'silly' with...

laughable	ridiculous
absurd	ludicrous
embarrassing	incredible



Adjectives to Add Meaning

A powerful adjective choice can really improve the effectiveness of a sentence and add meaning for the reader.

Suddenly, he let out a _____ laugh.

Complete this sentence by adding an ambitious and powerful adjective that shows exactly how 'he' laughed.

You could have used these more powerful adjectives...

Suddenly, he let out an **apprehensive** laugh.

Suddenly, he let out a **malicious** laugh.

Suddenly, he let out a **raucous** laugh.

Do you know what each of the adjectives mean?
Could you act out each type of laugh?

Improve the Passage


Can you spot all of the boring adjectives in this passage and improve them? Choose powerful adjectives that will create a clear picture for the reader.

Taking a **big** gulp of air, the **tired** climber dug his **ice** tool into the **hard** surface of the mountain. His hands and feet were **cold**, and he wasn't sure if he was going to be able to make it. Would **this dangerous cliff face** really defeat him?

Some powerful adjective ideas...

big	tired	hard	cold	dangerous
great	weary	solid	perished	treacherous
considerable	exhausted	unyielding	icy	perilous
substantial	fatigued	rigid	frozen	hazardous

Add the Adjectives



Can you add powerful adjectives to complete this passage?

At the end of their _____ performance, the gymnastics team were _____. After months of _____ practice, had they managed to do enough to impress the _____ judges? They held a _____ pose as the audience gave them a round of applause.

Share your adjective choices with a partner.
Do the powerful adjectives you have chosen affect the passage's meaning?

Adjectives to Add Meaning

A powerful adjective choice can really improve the effectiveness of a sentence and add meaning for the reader.

Our new neighbours are _____.

Complete this sentence by adding an ambitious and powerful adjective that gives the reader a clear picture of the new neighbours.

You could have used these more powerful adjectives...

Our new neighbours are **eccentric**.


Our new neighbours are **solitary**.

Our new neighbours are **atrocious**.

Do you know what each of the adjectives mean?
If not, look them up in a dictionary!

Task: Create a character and label it using powerful adjectives.

For example:



Sharp, pointy beak

Tremendous, long claws

Feathery, large wings

Thin, sleek tail

Waving Hand



Follow the instructions to make the moving mechanism.

Step 1

Cut **one** strip of card with the measurements:

7cm x 2cm (A)

7 cm



Step 2

Cut **one** strip of card with the measurements:

9cm x 2cm (B)

9 cm




Step 3

Cut a rectangle with the measurements:

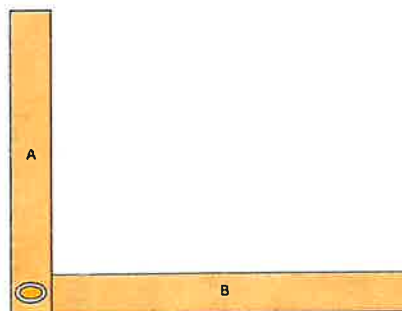
7cm x 5cm (C)

7 cm




Step 4

Split pin the strips to each other as shown below. Don't fix the split pins tightly.



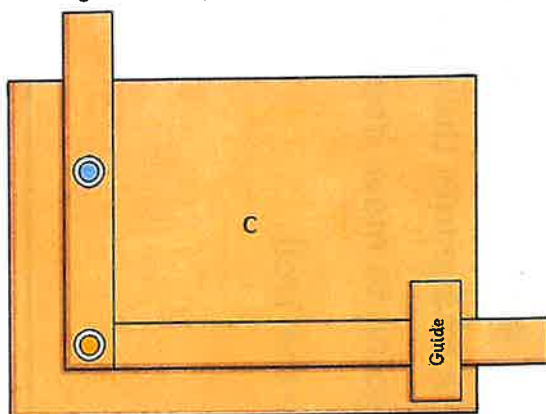
Step 5

Split pin the strip as shown below to the rectangular piece of card. Don't fix the split pins too tightly.



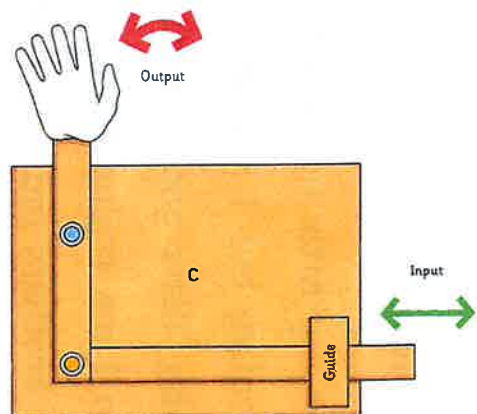
Step 6

Add a guide strip as shown in the diagram.



Step 7

Draw and cut out a hand and stick it in place.



Troll's Troubles

2 Dear diary,
11 I love my little house underneath the bridge in
21 the valley but I get very grumpy when I hear
30 grubby, little goats trotting over the top of it
39 when I am trying to sleep. One morning, three
48 goat brothers made a plan to cross my bridge;
58 they knew it would make me cross. One at a
66 time, they bashed their hooves across the bridge.
77 When I went outside to tell them to be quiet, the
87 biggest goat pushed me with his horns and I fell
98 off the bridge into the river. I was furious! I think
103 I'm going to move house.

106 Dave the Troll



Quick Questions

1. Why does the troll get grumpy when people cross the bridge?



2. Number these events from 1 to 3 to show the order they happened in.



_____ The troll decided to move house.

_____ The three goats made a plan.

_____ The biggest goat pushed the troll.

3. Where does the troll live?



4. Find and copy two adjectives in the text which mean the same as 'angry'.



Day 2 Challenge

$1 \times 4 =$	$2 \times 4 =$	$3 \times 4 =$
$4 \times 4 =$	$5 \times 4 =$	$6 \times 4 =$
$7 \times 4 =$	$8 \times 4 =$	$9 \times 4 =$
$10 \times 4 =$	$11 \times 4 =$	$12 \times 4 =$
$1 \times 8 =$	$2 \times 8 =$	$3 \times 8 =$
$4 \times 8 =$	$5 \times 8 =$	$6 \times 8 =$
$7 \times 8 =$	$8 \times 8 =$	$9 \times 8 =$
$10 \times 8 =$	$11 \times 8 =$	$12 \times 8 =$

My score:

24

Year 3 and 4 Statutory Spellings

breath

breathe

build

busy

business

calendar

caught

centre

century

certain