

## WALT: Can I divide using the bus stop method? Week 3 Day 4

1.	$\begin{array}{r} 3 \overline{) 90} \end{array}$	2.	$\begin{array}{r} 3 \overline{) 81} \end{array}$
3.	$\begin{array}{r} 3 \overline{) 87} \end{array}$	4.	$\begin{array}{r} 3 \overline{) 33} \end{array}$
5.	$\begin{array}{r} 6 \overline{) 72} \end{array}$	6.	$\begin{array}{r} 5 \overline{) 95} \end{array}$
7.	$\begin{array}{r} 2 \overline{) 74} \end{array}$	8.	$\begin{array}{r} 2 \overline{) 68} \end{array}$
9.	$\begin{array}{r} 2 \overline{) 66} \end{array}$	10.	$\begin{array}{r} 2 \overline{) 68} \end{array}$
11.	$\begin{array}{r} 3 \overline{) 84} \end{array}$	12.	$\begin{array}{r} 8 \overline{) 96} \end{array}$

## Reasoning and Problem Solving

1. There are 68 tennis balls in a tub. The tennis balls are organised into sets of four tennis balls. How many sets will there be?




2. A crate holds 72 bottles. How many packs of 6 bottles will be in each crate?



3. A photographer prints 96 photographs to arrange in an album. Each page will contain 8 photographs. How many pages will be used?





# Confidence Boosters

Some young people appear to be very confident compared to others.

Being confident comes naturally to some people but for others, it is something that they will have to work hard to become. There are two kinds of confidence:

- **External confidence – what the outside world sees**
- **Internal confidence – what is happening inside you that no one else can see**

Some people who appear to be very confident on the outside may not actually be confident on the inside. The opposite can also happen. A young person who is confident in themselves may not appear confident to others.

Being internally confident helps you to maintain positive self-esteem and helps you to achieve your potential and to have positive relationships.

There are ways of boosting your confidence. Some ideas are written around the mirror. There is room for you to add your own suggestions.

Support others – helping others can help you to feel positive about yourself. This will raise your internal confidence.

Get to know yourself and what makes you feel happy and be positive.

Listen to positive music – it can affect the way you feel.

Look after your body – eat healthily, drink water and get some exercise. Feeling healthy will give you energy and more confidence.

Push yourself out of your comfort zone.

Challenge yourself to be brave.

Learn behaviours from other confident people.

Pretend you are confident.


Love yourself – remind yourself what your best bits are!

Talk the talk – don't use words, such as 'erm'.



5 ♣

## WALT: Can I use pronouns?




## Pronoun or Not?

Keeping in mind that 'a pronoun is a word which takes the place of a noun', sort the following words into the correct circles.

orange	yours	himself	Larry	it
that	them	home	piano	him

Pronouns

Not Pronouns



## How Can We Avoid Repetition?

Repetition is when something that is said or written is used over and over again, for example:


**Gary ate supper when Gary got home. Gary enjoyed the food.**

After its first use, instead of repeating 'Gary', we could replace further uses with pronouns to avoid repetition, such as:

**Gary ate his supper when he got home. He enjoyed the food.**

noun	pronoun	pronoun	alternate noun
------	---------	---------	----------------

We can also replace the noun 'supper' with another noun which means the same thing (or simply use 'it').



## Spot the Pronouns


Read the sentences below and spot the **pronouns** which take the place of a noun. There could be more than one.

Ask Dave to play tennis; **she** is really good at it.

Peter went for a walk and **he** stopped when he arrived at the cafe.

"The plate is hot, **so** hurry up!" replied Tomaso.


We taught **ourselves** how to play cards over the summer break.



## Pronouns

How many different **pronouns** can you think of?

yourself	Pronouns	his
themselves	it	our
I	they	who
you	mine	which
he	yours	that
she	theirs	myself



## Spot the Pronouns


Were you able to spot the **pronouns** which take the place of a noun?

Ask Dave to play tennis; **she** is really good at **it**.

Peter went for a walk and **he** stopped when he arrived at the cafe.

"The plate is hot, **so** hurry up!" replied Tomaso.


We taught **ourselves** how to play cards over the summer break.





### Replacing Nouns


Read the sentences below and replace certain nouns with **pronouns** to avoid repetition.

**5**  
♣


The Queen wore a crown. The crown was very sparkly. 

 Sam was clever because Sam loved reading.

When the Collins arrived, the Collins noticed that the suitcase was not the Collins' suitcase. 

 My sister and I love chocolate – my sister and I wanted to eat the whole cake.


Is there more than one **pronoun** which could make sense?





### Replacing Nouns


Did you add **pronouns** to avoid repetition?  
Could more than one **pronoun** make sense in the sentence?


**5**  
♣

The Queen wore a crown. **It** was very sparkly. 

 Sam was clever because **he** loved reading.

When the Collins arrived, the Collins noticed that the suitcase was not **theirs**. 

 My sister and I love chocolate – **we** wanted to eat the whole cake.




### Task: Copy out the paragraph below and add pronouns to make it better!

**5**  
♣

Tom fetched his ball and set off across the meadow. Tom jumped making the blossom move in the air. Lambs chased their tails around the meadow and flowers started to grow in the meadow.

Whilst exploring, Tom found a hidden woodland covered in bluebells. Deep in the woodland, catkins hung from the trees blowing in the breeze. With a snort of breath, a lamb appeared and carried Tom to a stream of water.

Tom stared as a rainbow filled the sky. Tom took a breath and smiled.



## Day 4 Challenge

$1 \times 4 =$	$2 \times 4 =$	$3 \times 4 =$
$4 \times 4 =$	$5 \times 4 =$	$6 \times 4 =$
$7 \times 4 =$	$8 \times 4 =$	$9 \times 4 =$
$10 \times 4 =$	$11 \times 4 =$	$12 \times 4 =$
$1 \times 8 =$	$2 \times 8 =$	$3 \times 8 =$
$4 \times 8 =$	$5 \times 8 =$	$6 \times 8 =$
$7 \times 8 =$	$8 \times 8 =$	$9 \times 8 =$
$10 \times 8 =$	$11 \times 8 =$	$12 \times 8 =$

My score:

24

# Year 3 and 4 Statutory Spellings

earth

eight

eighth

enough

exercise

experience

experiment

extreme

famous

favourite