

Year 1 home learning

In this pack we have provided a set of activities which are similar to a school day. We have suggested a length of time for each activity. Please feel free to spend more or less time on each activity to suit you and your child. We are available to contact should you have any questions via info@scraptoftvalley.leicester.sch.uk or you can call the school office on 0116 24134444 where somebody will be able to help you. Please email photographs of completed work to your teacher via the class emails - Mrs Cunliffe - class3@scraptoftvalley.leicester.sch.uk or Mrs Bradley - class4@scraptoftvalley.leicester.sch.uk

Day 1	
30 mins	Get active / wake up shake up Everyone morning we are going to do some exercise to wake up our bodies and brain ready for learning! Log into your Microsoft Teams account and use the Sway document called Wake up shake up. All of the videos for the week on in here so you can choose which one you want to do!
10 mins	Handwriting Choose a strip of sight words to practice today. Write them on the sheet or in your book. Choose 5 capital letters to practise each day too.
40 mins	Maths In Maths this week we will be continuing to look at measurement. We will be learning about capacity today. Log onto Microsoft Teams and look at the Sway - Capacity - Day 1. Complete the maths sheets in your pack.
Break	
20 mins	Phonics Log into your Microsoft Teams account to find todays Phonics lesson - Phase 4 adjacent consonants.
30 mins	Literacy This week we are going to learn the story of the Magic Porridge Pot. We are going to try and learn the words off by heart like we do at school with actions and the story map to help us. Log onto Microsoft Teams to watch the video. There is a copy of the story map and script in your pack. You are also going to remind yourselves about nouns. Watch this clip to find out more about what nouns are. https://tinyurl.com/2uxr4umh Can you spot the nouns and proper nouns in the online activity? Challenge: Write down 5 nouns using the things around you at home for ideas. Try to write down 5 proper nouns too (remember these include names of people and places.)
Lunch	
15 mins	Reading Today for reading you are going to use your blending skills to work out which words are real and which words are fake words. You are going to colour in the real and fake words in different colours. Challenge: Can you complete the name the alien sheet using the sounds you know? You could colour in the aliens too!
15 mins	Wellbeing Log onto your Microsoft Teams and look at the first activity on the Sway Spring 1 - Week 7 - Wellbeing.
30 mins	History - Famous People Last week we learnt about famous astronauts who travelled to space. This week in History we are going to learn about a lady who was famous for being a pilot. Her name was Amy Johnson. Log onto Microsoft Teams and complete the History lesson. Week 7 - Amy Johnson or follow this link - https://tinyurl.com/43f5achb
Break	
10 mins	Character Muscle - Curiosity Log onto your Microsoft Teams and look at the activities in the Curiosity Sway Week 6
15 mins	Storytime Logon to your Microsoft Teams account and listen to today's story.

Common Exception Words

a b c d e f g h i j k l m n o p q r s t u v w x y z
A B C D E F G H I J K L M N O P Q R S T U V W X Y Z

the _____

a _____

do _____

to _____

today _____

of _____

said _____

says _____

are _____

were _____

was _____

is _____

his _____

has _____

I _____

you _____

your _____

they _____

be _____

he _____

me _____

she _____

we _____

no _____

Common Exception Words

a b c d e f g h i j k l m n o p q r s t u v w x y z
A B C D E F G H I J K L M N O P Q R S T U V W X Y Z

go

so

by

my

here

there

where

love

come

some

one

once

ask

friend

school

put

push

pull

full

house

our

Capacity and Volume

Can you draw a line on each container to show the water level at the correct volume?



half full



nearly full



nearly empty



full

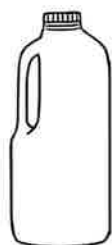
Which container has the smallest capacity? **Circle one.**



Which container has the greatest capacity? **Circle one.**



Which container has the greatest capacity? **Circle one.**





Which container has the smallest capacity? **Circle one.**



Measuring Capacity at Home

Find a big container and a small container in your house and draw them below.



Fill the small container with water and pour it into the large container. Find out how many times you need to do this to fill the large container.

It takes _____ of the small container to fill up the big container.



Measuring Capacity at Home

Find a short, wide container and a long, thin container and draw them below.

Which container do you think will hold the most water? _____

See how many cups of water it takes to fill each container, to see if you were correct.

Which container holds the most water? _____



The Magic Porridge Pot

Once upon a time there was a little girl called Poppy who lived with her poor old mother.

Early one morning she was walking in the woods when she helped an old lady carry her bags home. So the kind old lady gave her a magic porridge pot.

"Say the words, 'Cook, little pot, cook' and it will give you hot porridge. But once you have eaten enough, say 'Stop, little pot, stop', or it will carry on cooking."

Poppy ran home and showed her mother. "Cook, little pot, cook" said Poppy. Soon the pot was full of hot, sweet porridge. "Stop, little pot, stop," said Poppy, and the porridge stopped cooking.

One day Poppy was visiting her grandma when her mother felt hungry. "Cook, little pot, cook," said her mother. Soon the pot was full of sweet porridge as hot as boiling soup. Unfortunately, she could not remember the words to make the pot stop!


Oh dear there was porridge, porridge everywhere - The porridge poured - out of the pot, onto the floor, up the stairs and out of the door - into the rooms and down the lane until there was porridge, porridge everywhere.

When Poppy came back she shouted out, "Stop, little pot, stop!"

Luckily, the pot stopped.

In the end everyone had to eat porridge for a whole month and they lived happily ever after!

Literacy - Story Map - All week



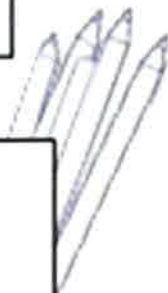
Reading - Day 1

Phase 4 Initial Blends Real and Nonsense Words - dr and fr

Can you spot which words are real and which are nonsense?
Fill in your key with a different colour for real words and nonsense words.
Then, colour in the correct boxes below!

Real Words






Nonsense Words



drip	frink	drum	froin
dreep	drop	frog	frep
dress	frown	drog	free
frub	frin	droop	droon
frock	drash	from	drink


Name the Alien

Use the graphemes below to create names for the aliens!

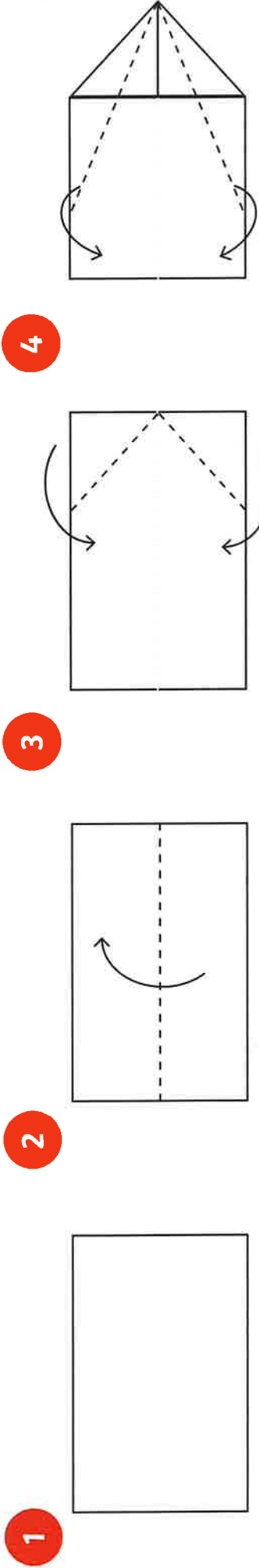


j	v	w	x	y	z	zz	qu	ch
sh	th	ng	ai	ee	igh	oa	oo	ar
or	ur	ow	oi	er	ure			

Plane Shape Poem



How to Make a Paper Aeroplane



1

2

3

4

5

6

7

You will need a piece of A4-sized paper.

Make a line in the centre by folding the paper in half longways then opening it out flat.

Fold in two of the corners so they meet at the centre fold.

Fold the outer edges in again to meet at the centre fold.

Turn the paper over and then fold it in half in the middle.

Fold down the wings on each side so that they meet with the bottom of the plane.

Your plane is ready to fly! How far can you make it go?

Year 1 home learning

In this pack we have provided a set of activities which are similar to a school day. We have suggested a length of time for each activity. Please feel free to spend more or less time on each activity to suit you and your child.



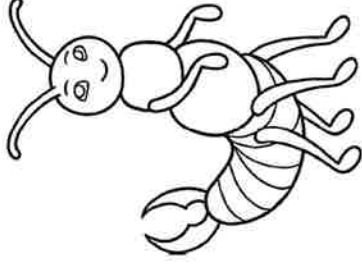
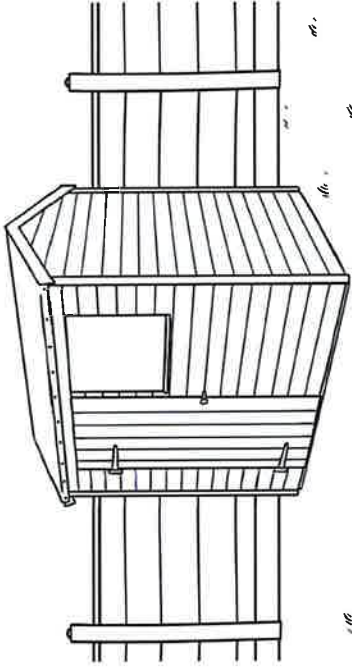
We are available to contact should you have any questions via info@scraptoftvalley.leicester.sch.uk or you can call the school office on 0116 24134444 where somebody will be able to help you. Please email photographs of completed work to your teacher via the class emails -

Mrs Cunliffe - class3@scraptoftvalley.leicester.sch.uk or Mrs Bradley - class4@scraptoftvalley.leicester.sch.uk

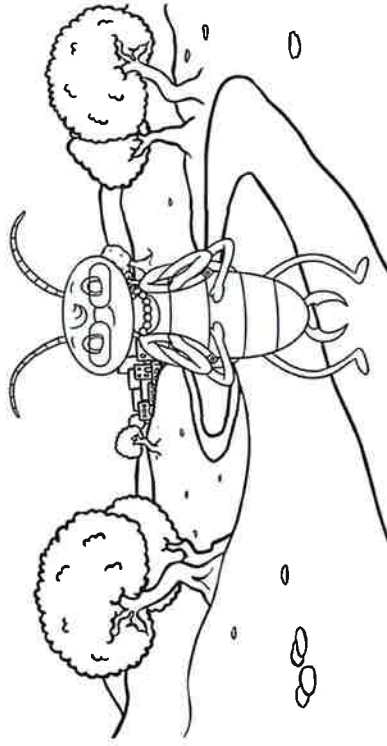
Day 2

30 mins	Get active / wake up shake up Everyone morning we are going to do some exercise to wake up our bodies and brain ready for learning! Log into your Microsoft Teams account and use the Sway document called Wake up shake up. All of the videos for the week on in here so you can choose which one you want to do!
10 mins	Handwriting Choose a strip of sight words to practice today. Write them on the sheet or in your book. Choose 5 capital letters to practise each day too.
40 mins	Maths Arithmetic-Warm up your brains if you can playing this more or less robot game - https://tinyurl.com/ykgfmfwc You could try with numbers to 10, within 20 or 50. Today we are going to continue with measurement and capacity. Follow this link to watch today's lesson - https://tinyurl.com/89msxhid Use the sheet in your pack to record your findings.
Break	
20 mins	Phonics Log into your Microsoft Teams account to find todays Phonics lesson -Phase 4.
30 mins	Literacy Log onto Microsoft Teams and listen to Mrs Bradley retell our version of the 'The Magic Porridge Pot' She uses the story map to help her. There is a copy of the story map and the story script in your pack. Try and listen to the story and follow the events on your story map. We are also going to think about adjectives today. Can you find things around your home that match these adjectives - big, soft, cold, fluffy, smooth, sparkly, round? You can draw picture of things of write them in your book.
Lunch	
15 mins	Reading Find the spotting the ear sound story in your pack. Can you read the short story and find all of the words that contain the 'ear" sound? Reading Comprehension Challenge: Can you answer these questions about the story? Try to find the evidence in the text. Point to the information you find like we do at school in Guided Reading. How many children were there? Who was the smallest earwig? What was Sid's beard stuck on? How did Mummy earwig solve the problem?
15 mins	Wellbeing Log onto your Microsoft Teams and look at the first activity on the Sway Spring 1 - Week 7 - Wellbeing.
30 mins	Art Please follow this link to watch today's Art lesson - https://tinyurl.com/3la3rowr
Break	
10 mins	Character Muscle - Curiosity Log onto your Microsoft Teams and look at the activities in the Curiosity Sway Week 7
15 mins	Storytime Lagon to your Microsoft Teams account and listen to today's story.

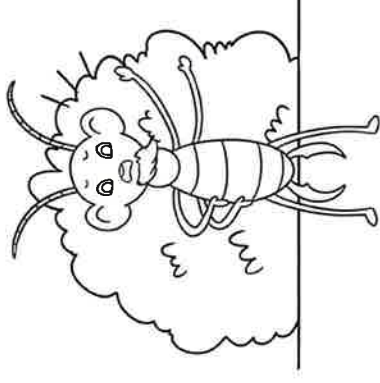
ear Phoneme Spotter Story



At the rear of a shed, there lived a family of earwigs. There were three dear little children that had been born at the start of the year.



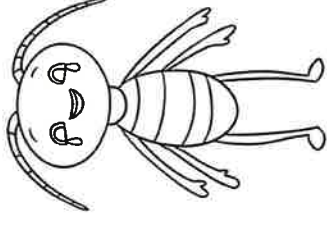

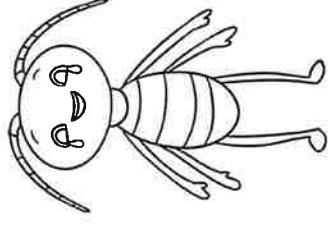

The smallest, called Sid, was clearly different: he had a beard and two big ears! The mother earwig always kept the children near.



But one afternoon her fear came true! She got home and Sid was not near! So she went to find him, taking all her gear (and some glasses to help her see clearly).

When she reached a nearby bush, she could hear something. She put on her glasses and saw Sid. He was stuck. His beard was stuck on a thorn!

ear Phoneme Spotter Story



Never fear! Mummy Earwig to help Sid! She looked in her bag of gear and found some shears to cut the beard!

Sid was glad and his siblings shed a tear when he came home to the rear of the shed.

Year 1 home learning

In this pack we have provided a set of activities which are similar to a school day. We have suggested a length of time for each activity. Please feel free to spend more or less time on each activity to suit you and your child.

We are available to contact should you have any questions via info@scraptoftvalley.leicester.sch.uk or you can call the school office on 0116 24134444 where somebody will be able to help you. Please email photographs of completed work to your teacher via the class emails -

Mrs Cunliffe - class3@scraptoftvalley.leicester.sch.uk or Mrs Bradley - class4@scraptoftvalley.leicester.sch.uk

Day 3

30 mins	Get active / wake up shake up Everyone morning we are going to do some exercise to wake up our bodies and brain ready for learning! Log into your Microsoft Teams account and use the Sway document called Wake up shake up. All of the videos for the week on in here so you can choose which one you want to do!
10 mins	Handwriting Choose a strip of sight words to practice today. Write them on the sheet or in your book. Choose 5 capital letters to practise each day too.
40 mins	Maths Arithmetic - to warm up your maths brain - find all the ways of making 20. You can write these down as number sentences in your book - $1 + 19 = 20$, $2 + 18 = 20$. You could get 20 objects (small toys or pasta and show the number bonds visually. It is up to you! Today we are going to continue with measurement. In today's lesson you are going to be comparing volume. Click this link to watch the lesson - https://tinyurl.com/at8esz3f Complete the sheet in your pack labelled Maths - Day 3.
Break	
20 mins	Phonics Log into your Microsoft Teams account to find today's Phonics lesson - Phase 4.
30 mins	Literacy Log onto Microsoft Teams and learn the second part of the story today and practise the beginning. Use the videos, actions and the story map so you begin to remember it off by heart. You are going to continue to think about adjectives again today. Look at things around your home and think of how you could describe them to Mrs Cunliffe and Mrs Bradley. See how many adjectives you can think of that start with different letters of the alphabet. Record them on the sheet in your pack or in your book.
Lunch	
15 mins	Reading Today we are going to be working on our comprehension skills. Find the Reading Comprehension Sheet in your pack about Neil Armstrong and see if you can answer the questions. Some of the words are tricky but try to use the sounds you know to read unfamiliar words. What sight words can you see?
15 mins	Wellbeing Log onto your Microsoft Teams and look at the first activity on the Sway Spring 1 - Week 7 - Wellbeing.
30 mins	PE Log onto your Microsoft Teams and look at the PE Sway - Week 7
Break	
10 mins	Character Muscle - Curiosity Log onto your Microsoft Teams and look at the activities in the Curiosity Sway Week 7
15 mins	Storytime Logon to your Microsoft Teams account and listen to today's story.

Introduce Capacity

1. Circle the correct statement below.




nearly empty

nearly full

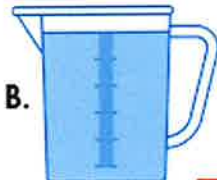
half full

2. Zara needs a cup that is full.



Which cup should she choose?

3. Put an 'X' next to the correct statement.



1. B has a greater volume than A.

2. The jugs have an equal volume.

4. Choose the correct word card to complete the statement.




is



greater than

less than

5. Match each jug to the correct label.



half full

nearly empty

6. Jack says,



The jug is nearly full.



Is he correct? Explain your answer.

7. Complete the sentences below.



1. Cup has the greatest volume.

2. B has a greater volume than .

3. Cup is half full.

ADJECTIVE HUNT

Find and write at least one adjective for each letter of the alphabet.

A	B	C	D	E	F	G	H	I	J	K	L	M	N	O	P	Q	R	S	T	U	V	W	X	Y	Z	




An adjective is a word used to describe a noun (a person, place or thing). For example bitter, smelly, green, spotty or sad.

Neil Armstrong

Who was Neil Armstrong?

Neil Armstrong was a famous American astronaut. He was the first man to walk on the moon!



He was born in 1930 in the United States of America and was only 15 years old when he first got his pilot's licence.

In 1969, he flew on the Apollo 11 spacecraft to the moon with another astronaut, Buzz Aldrin.



Famous words

When Neil stepped on the moon, he said "That's one small step for man, one giant leap for mankind."

Did You Know...?

He flew over 200 different aircraft in his career!

Questions

1. Who was Neil Armstrong? Tick one.

- an artist
- an astronaut
- a scientist

2. When was he born? Tick one.

- 1929
- 1930
- 1969

3. When did he fly to the moon? Tick one.

- 1969
- 1996
- 1930

4. What was the name of the spacecraft he flew to the moon in? Tick one.

- Buzz Aldrin
- Apollo 11
- Apollo 13

5. How many different aircraft did he fly? Tick one.

- Over 200
- Under 200
- Over 1969

Year 1 home learning

In this pack we have provided a set of activities which are similar to a school day. We have suggested a length of time for each activity. Please feel free to spend more or less time on each activity to suit you and your child.

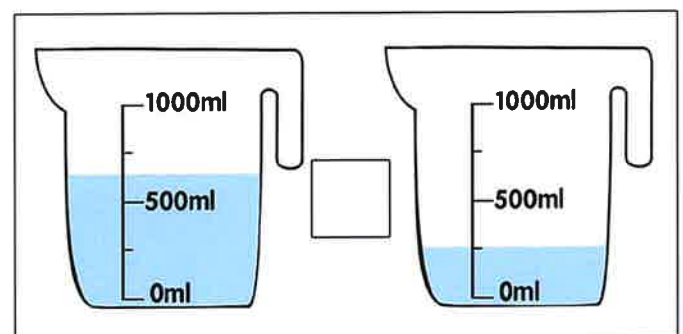
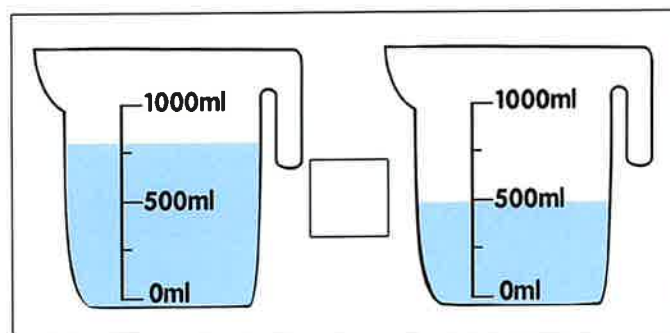
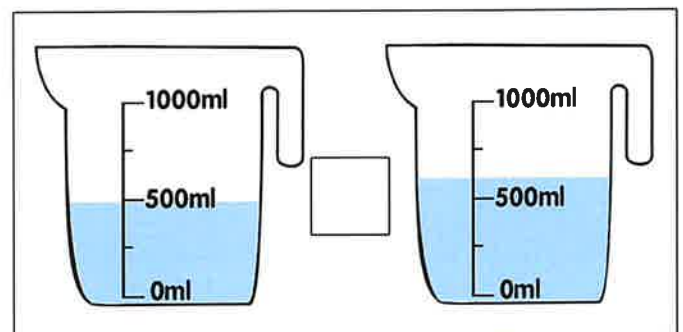
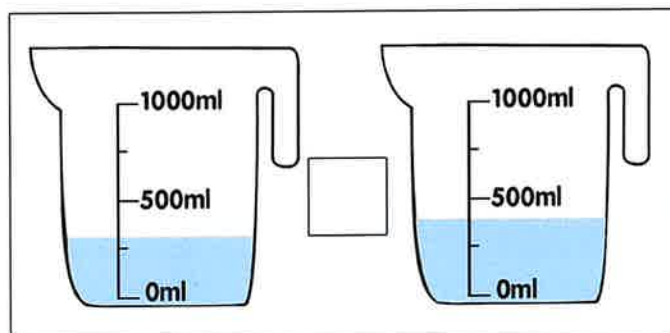
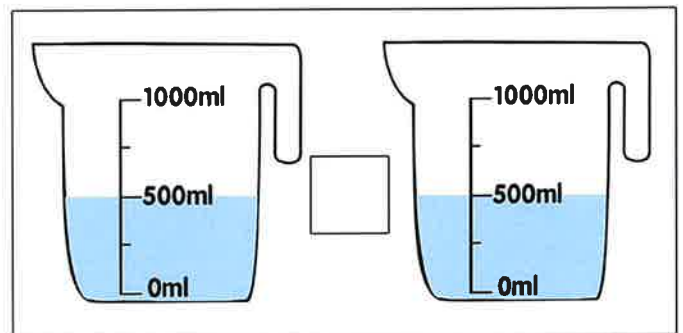
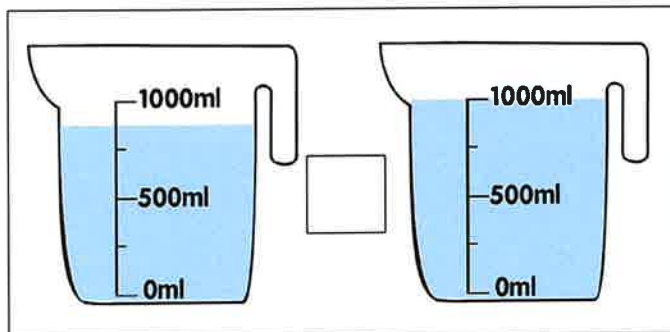
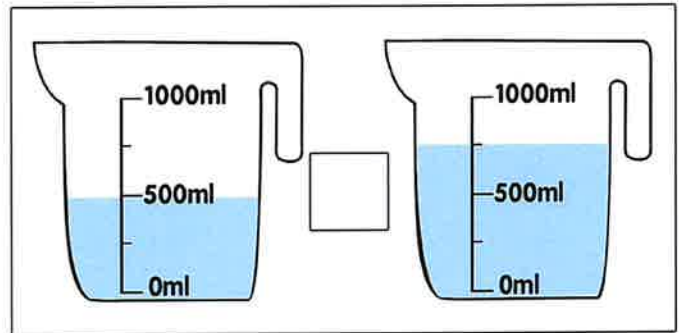
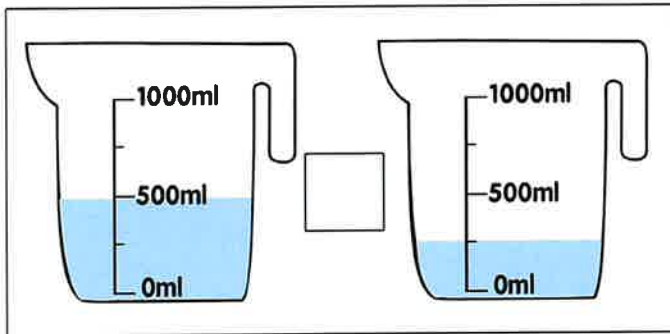
We are available to contact should you have any questions via info@scraptoftvalley.leicester.sch.uk or you can call the school office on 0116 24134444 where somebody will be able to help you. Please email photographs of completed work to your teacher via the class emails -

Mrs Cunliffe - class3@scraptoftvalley.leicester.sch.uk or Mrs Bradley - class4@scraptoftvalley.leicester.sch.uk

Day 4	
30 mins	<p>Get active / wake up shake up</p> <p>Everyone morning we are going to do some exercise to wake up our bodies and brain ready for learning! Log into your Microsoft Teams account and use the Sway document called Wake up shake up. All of the videos for the week on in here so you can choose which one you want to do!</p>
10 mins	<p>Handwriting</p> <p>Choose a strip of sight words to practice today. Write them on the sheet or in your book. Choose 5 capital letters to practise each day too.</p>
40 mins	<p>Maths</p> <p>Arithmetic - find some small objects at home (pasta / small toys). Take different amounts and count them. Try putting the objects in groups of ten. How many groups of tens and ones are there in each amount? Now you have done some practical activities to help you learn about capacity and volume, you are going to try and complete the sheets in your pack. These are labelled Maths - Day 4. You are going to be comparing volumes with the symbols $<>$ and $=$ and ordering the magic potions.</p>
Break	
20 mins	<p>Phonics</p> <p>Log into your Microsoft Teams account to find todays Phonics lesson -Phase 4.</p>
30 mins	<p>Literacy</p> <p>Find the pictures of the characters from the Magic Porridge Pot - Poppy, the mother and the old lady. Choose one of these characters and write some sentences about them. Try to answer these questions - What do they look like? What do they do in the story? Continue to practise retelling the story. You could make paper puppets of the characters and act out the story too.</p>
Lunch	
15 mins	<p>Reading</p> <p>Today you are going to put some of your phonics from this week into practise. Play the roll and read game.</p>
15 mins	<p>Wellbeing</p> <p>Log onto your Microsoft Teams and look at the first activity on the Sway Spring 1 - Week 7 - Wellbeing.</p>
30 mins	<p>Geography</p> <p>Today we are going to think about where we live and our local area. Log onto Microsoft Teams to watch the lesson Geography - Week 7.</p>
Break	
10 mins	<p>Character Muscle - Curiosity</p> <p>Log onto your Microsoft Teams and look at the activities in the Curiosity Sway Week 7</p>
15 mins	<p>Storytime</p> <p>Lagon to your Microsoft Teams account and listen to today's story.</p>

Comparing Volume

Write the $>$, $<$ or $=$ symbol to compare the volume.



Capacity - Ordering Magic Potions



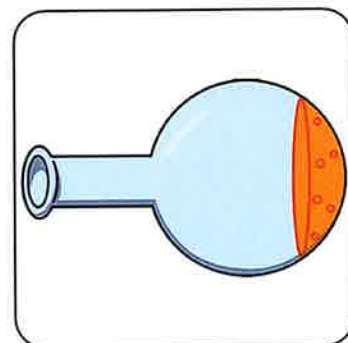
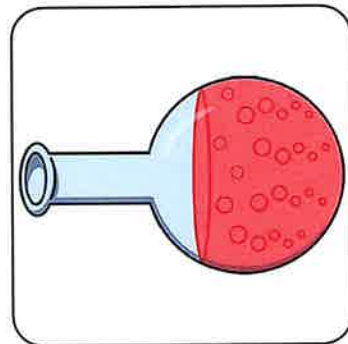
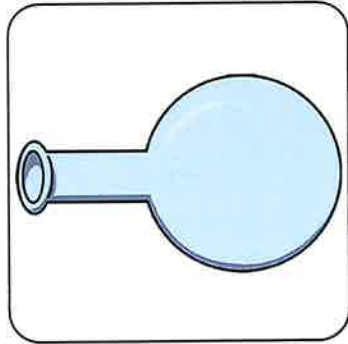
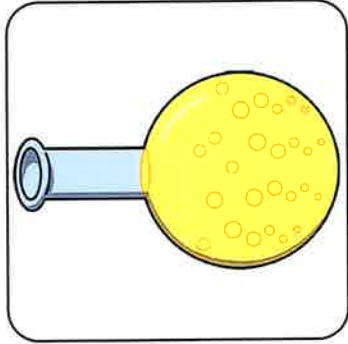
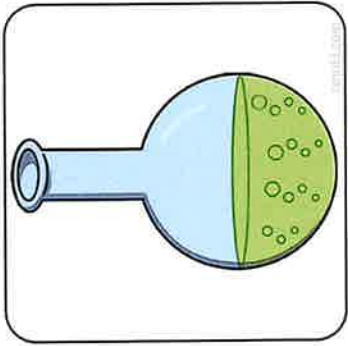
Welcome to my wizard workshop! Can you help me put my magic potion bottles on to the shelf? They need to be in order from empty to full so read the labels carefully.

--	--	--	--	--



You could use some empty bottles in a water tray to make your own magic potions. Can you fill a bottle to the top? Can you make a half-full potion?

Maths - Day 4



	growl	groan	gran	grunt	grip
	gran	grip	grunt	green	grab
	grip	groan	growl	gran	grunt
	grunt	green	grip	groan	growl
	groan	growl	grunt	gran	grab
	grip	gran	green	grunt	grip







Literacy - Day 4



Our Local Area: Find It!



Using an online map program such as Google Maps, can you find the following places in your local area?

Place to find		Where is it? Street name/description of place.
School		
Place of Worship		
Playground/ Park		
Leisure Centre		
Supermarket		
Open Space		

Year 1 home learning

In this pack we have provided a set of activities which are similar to a school day. We have suggested a length of time for each activity. Please feel free to spend more or less time on each activity to suit you and your child.


We are available to contact should you have any questions via info@scraptoftvalley.leicester.sch.uk or you can call the school office on 0116 24134444 where somebody will be able to help you. Please email photographs of completed work to your teacher via the class emails -

Mrs Cunliffe - class3@scraptoftvalley.leicester.sch.uk or Mrs Bradley - class4@scraptoftvalley.leicester.sch.uk

Day 5

30 mins	<p>Get active / wake up shake up</p> <p>Everyone morning we are going to do some exercise to wake up our bodies and brain ready for learning! Log into your Microsoft Teams account and use the Sway document called Wake up shake up. All of the videos for the week on in here so you can choose which one you want to do!</p>
10 mins	<p>Handwriting</p> <p>Choose a strip of sight words to practice today. Write them on the sheet or in your book. Choose 5 capital letters to practise each day too.</p>
40 mins	<p>Maths</p> <p>Arithmetic - Practice counting in tens and ones. Watch the video to remind yourself about place value. Can you complete the online quiz and make numbers with the correct amount of tens and ones. If you are not able to access the link please complete the sheet in your pack, labelled Maths - Day 5.</p> <p>In your final lesson of maths this week you are going to be measuring volume. Follow this link to watch today's lesson -</p> <p>https://tinyurl.com/pfgqppb9</p>
Break	
20 mins	<p>Phonics</p> <p>Log into your Microsoft Teams account to find today's Phonics lesson - Revision Phonics Phase 4.</p>
30 mins	<p>Literacy</p> <p>Practise retelling the whole of the story using the story map and actions to help you. Use the videos and the story map in your pack.</p> <p>Can you draw what happens at the beginning, middle and end of the story?</p> <p>You could do this in your book or login to your Purple Mash account and complete the task there.</p>
Lunch	
15 mins	<p>Reading</p> <p>Today we want you to focus on reading for enjoyment. It is good to practice reading every day so that it becomes easier and more enjoyable. It is also very good to listen to stories read by other people. Look at the sway - Reading Week 4 and choose to listen to the different stories available. Can you talk about the characters or the setting (where the story takes place)? Can you write the title of the book in your home learning book and draw a front cover for the story?</p>
15 mins	<p>Wellbeing</p> <p>Log onto your Microsoft Teams and look at the first activity on the Sway Spring 1 - Week 7 - Wellbeing.</p>
30 mins	<p>DT</p> <p>Create a 2D design of your bedroom. You could draw this into your book or use the sheets in your pack. If you have any boxes at home you could make a 3D model of your bedroom. Don't forget to draw or create all the things in your room, like your bed, toys, book case etc.</p>
Break	
10 mins	<p>Character Muscle - Curiosity</p> <p>Log onto your Microsoft Teams and look at the activities in the Curiosity Sway Week 7</p>
15 mins	<p>Storytime</p> <p>Logon to your Microsoft Teams account and listen to today's story.</p>

My Bedroom

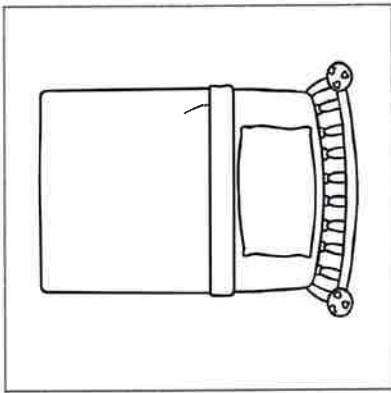


Cut out the items on the next page to create your own bedroom. Think about how you would lay out your bedroom. Is there enough room to open the door? Draw any other items you may need.

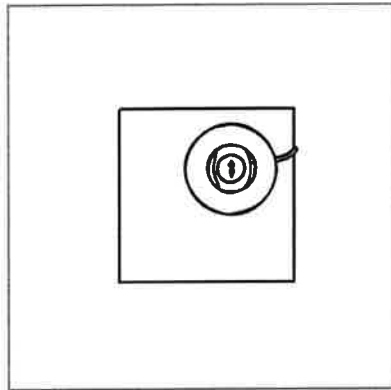
Why have you arranged the items the way you have? Write three reasons.

1. _____
2. _____
3. _____

DT - Day 5



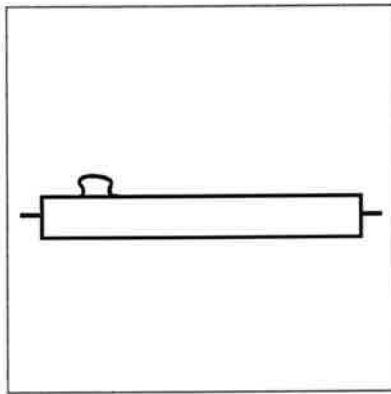
Bed



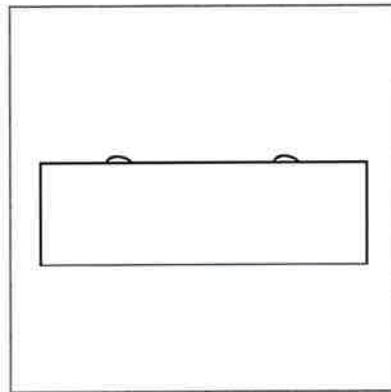
**Bedside table
with lamp**




**Computer desk
with chair**



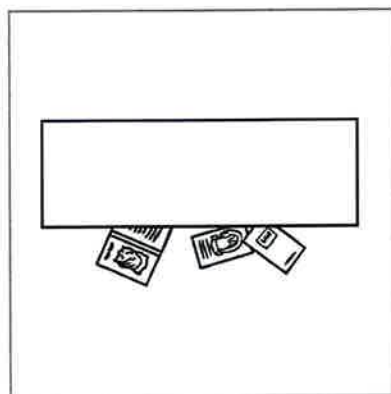
Door




Cupboard



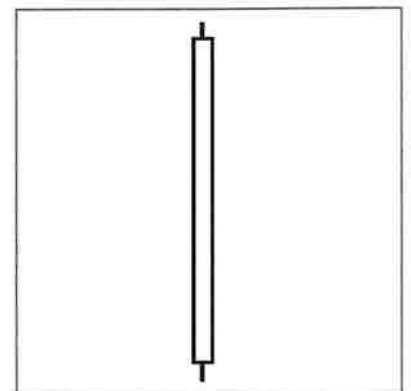
Rug



**Bookshelf
with books**



Toy box



Window

