

Year 1 home learning

In this pack we have provided a set of activities which are similar to a school day. We have suggested a length of time for each activity. Please feel free to spend more or less time on each activity to suit you and your child.

We are available to contact should you have any questions via info@scraptoftvalley.leicester.sch.uk or you can call the school office on 0116 24134444 where somebody will be able to help you. Please email photographs of completed work to your teacher via the class emails -

Mrs Cunliffe - class3@scraptoftvalley.leicester.sch.uk or Mrs Bradley - class4@scraptoftvalley.leicester.sch.uk

Day 1

30 mins	Get active / wake up shake up Everyone morning we are going to do some exercise to wake up our bodies and brain ready for learning! Log into your Microsoft Teams account and use the Sway document called Wake up shake up. All of the videos for the week on in here so you can choose which one you want to do!
10 mins	Handwriting Carefully write out the letters of the alphabet. Write the letters on the line and remember to start each letter in the correct position. You can use the handwriting prompt sheet in your pack to remind you.
40 mins	Maths Logon to Microsoft teams and go the Maths sway Week 1. This week we are going to be focusing on subtraction. The link for the lesson from the Oak Academy is here too - https://tinyurl.com/y6f6whuq
Break	
20 mins	Phonics Today we are going to revise the sound ur . Click on the link below and follow the letters and sounds lesson. You may need your whiteboard and pen. https://tinyurl.com/yyud92pk
30 mins	Literacy This week we are going to be practising using the conjunction 'and' to join two phrases together. Watch the video below. https://www.bbc.co.uk/bitesize/articles/zmqtnrd Complete the sheet called party fun worksheet in your pack. You need to match the beginning to the end of the sentence. Remember a full stop goes at the end of a sentence. You can print the sheet from our website or you can have it on the screen and write it in your book.
Lunch	
15 mins	Reading https://tinyurl.com/y62glq7m Listen to this audio story about the lion and the mouse. This is a fable, a special type of story which ends with a moral. It is designed to teach us something. When you have listened to the story talk to someone about it at home. What do you think the moral of the story is? Can you recall the main events of the story? Challenge: You will have to use your imagination because you listened to this story but can you draw a picture of the two main characters, the mouse and the lion?
15 mins	Wellbeing Log onto your Microsoft Teams and look at the first activity on the Sway Spring 1 - Week 3 - Wellbeing.
30 mins	ICT Today you are going to programme a turtle on Purple Mash. Log into your Purple Mash account and complete the activity called '2go' that has been set for you. Can you move your turtle to different parts of the picture? As you do it can you write down a set of instructions for how you got there? For example you might write move forwards 2 or turn right.
Break	
10 mins	Character Muscle - Kindness Follow this link , to listen to a story about being kind - https://tinyurl.com/rflybap There are lots of examples in the story of how we can be kind to each other. Can you think of a time that you have been kind to someone either at school or home? Think of a time when someone has been kind to you. Think about how it feels when someone is kind to you and how it feels to be kind to someone else. Make a plan of how you can be kind to someone in your home today. You could draw a picture or write about what you are going to do.
15 mins	Storytime Logon to your Microsoft Teams account and listen to today's story.

Day 1 - Handwriting



Party Fun

I can join words and parts of sentences using **and**.

1. First, cut out the cards. Match each card to another to make whole sentences. Stick the cards onto your large sheet of paper and write **and** in between to join the cards. Check that your sentences make sense.

Theo was tired.

Jane wore her new dress

Millie went to the party.

We ate sandwiches

Start the music

Tom

a ribbon in her hair.

we can play pass the parcel.

cake for lunch.

Theo had blue balloons

party poppers.

The party finished late

Day 2	
30 mins	<p style="text-align: center;">Get active / wake up shake up</p> <p>Everyone morning we are going to do some exercise to wake up our bodies and brain ready for learning! Log into your Microsoft Teams account and use the Sway document called Wake up shake up. All of the videos for the week on in here so you can choose which one you want to do!</p>
10 mins	<p style="text-align: center;">Handwriting</p> <p>Today we are going to focus on writing our capital letters. Write each capital letter in the correct order if you can. A B C D E F G H I J K L M N O P Q R S T U V W X Y Z. Copy these into your book or complete the sheet in your pack.</p>
40 mins	<p style="text-align: center;">Maths</p> <p>Logon to Microsoft Teams and watch todays lesson on stream. Go to files and Class Materials and find Maths Day 2 Week 3. You are going to be using a number line to subtract.</p> <p style="text-align: center;">https://tinyurl.com/y4x3gct4</p>
Break	
20 mins	<p style="text-align: center;">Phonics</p> <p>Today in Phonics we will be revising sounds and blending adjacent consonants. Complete the letters and sounds lesson by clicking on the link below. You may need your whiteboard and pen.</p> <p style="text-align: center;">https://tinyurl.com/y57esexx</p>
30 mins	<p style="text-align: center;">Literacy</p> <p>Today we will be continuing learning about conjunctions and using 'and' to extend our sentences. Log into your Microsoft Teams account and watch the lesson Literacy - Conjunctions using 'and'. Go to files, Class Materials and find Literacy Day 2 Week 3.</p>
Lunch	
15 mins	<p style="text-align: center;">Reading</p> <p>Find a picture book. This could be a library book from school or a book that you have at home. Choose a page in the book that you like. Set a timer for one minute and study the picture really closely. Close the book and then try to remember as many things as possible that are on the page. You could have a competition and challenge other people in your house to do the same.</p>
15 mins	<p style="text-align: center;">Wellbeing</p> <p>Log onto your Microsoft Teams and look at the second activity on the Sway Spring 1 - Week 3 - Wellbeing.</p>
30 mins	<p style="text-align: center;">Music</p> <p>Today we are going to explore rhythm! Log into your Microsoft teams and complete the Sway Music - Week 3 - Rhythm.</p>
Break	
10 mins	<p style="text-align: center;">Character Muscles - Enthusiasm</p> <p>Being enthusiastic is a positive thing and it can help to motivate us to do things. You are going to think about things that you are enthusiastic about. This could be anything from your favourite food, sport or music. Think about how you feel about doing things that you enjoy. Today you are going to try to be enthusiastic about something you do not always enjoy or find difficult.</p>
15 mins	<p style="text-align: center;">Storytime</p> <p>Login to your Microsoft Teams account and read the daily story.</p>

+

Day 2 - Handwriting

Aa Bb Cc Dd Ee Ff Gg Hh Ii Jj Kk Ll Mm Nn Oo Pp Qq Rr Ss Tt Uu Vv Ww Xx Yy Zz

Use your number line to help you subtract.

WALT: Can subtract numbers by using a number line?

$16 - 8 =$ _____

$14 - 5 =$ _____

$17 - 9 =$ _____

$19 - 10 =$ _____

$18 - 9 =$ _____

$13 - 6 =$ _____

$14 - 7 =$ _____

$16 - 9 =$ _____

$17 - 8 =$ _____

$11 - 3 =$ _____

I can do this.



This is hard.



Day 3	
30 mins	<p align="center">Get active / wake up shake up</p> <p>Everyone morning we are going to do some exercise to wake up our bodies and brain ready for learning! Log into your Microsoft Teams account and use the Sway document called Wake up shake up. All of the videos for the week on in here so you can choose which one you want to do!</p>
10 mins	<p align="center">Handwriting</p> <p>Days of the week always have a capital letter because they are proper nouns. Practise using your neatest handwriting to copy them into your book or complete the sheet in your pack. Tuesday Monday Thursday Saturday Friday Wednesday Sunday. Challenge: Can you copy them into your book in the correct order?</p>
40 mins	<p align="center">Maths</p> <p>Logon to teams and follow the Stream lesson. Go to Files, Class Materials, Maths Day 3 Week 3 https://tinyurl.com/y3sharhu Today you will be subtracting using tens frames to help you. You will be able to do this practically using the large tens frames in your resources or you can draw on the tens frame sheet in this week's pack.</p>
Break	
20 mins	<p align="center">Phonics</p> <p>Today in Phonics we will be practising spotting sounds in longer words. Complete the letters and sounds lesson by clicking on the link below. You may need your whiteboard and pen. https://tinyurl.com/vxztb3jk</p>
30 mins	<p align="center">Literacy</p> <p>In today's lesson you are going to continue using the conjunction 'and' to extend your sentences. Imagine you were having a special party. What would you do? Where would you be? What would you eat? What would you see? On the sheet in your pack write some sentences to describe your own special party using and, full stops and capital letters. If you are not able to print the sheet you can look at it on the website and see some of the words that you could use in your writing. Then write the sentences in your book instead.</p>
Lunch	
15 mins	<p align="center">Reading</p> <p>Follow this link to play a phonics game - https://www.phonicsplay.co.uk/resources/phase/3 You can choose which sounds to practise in Phase 2 or Phase 3, or you could concentrate on -oi, -ur and -ar today. Remember to look at the sounds, make the sounds and blend the sounds together. Decide whether you think the word is a real word or an alien word and drag it to the correct place.</p>
15 mins	<p align="center">Wellbeing</p> <p>Log onto your Microsoft Teams and look at the third activity on the Sway Spring 1 - Week 3 - Wellbeing.</p>
30 mins	<p align="center">PE</p> <p>Today in PE we are going to be practising our underarm throw. Log into your Microsoft Teams account and complete the lesson Week 3 - PE - Throwing. Go to Files, Class Materials, Week 3 PE.</p>
Break	
10 mins	<p align="center">Character Muscle - Self-Belief</p> <p>Look at the 'I am amazing sheet' in your pack. Try to fill in each of the stars. Ask an adult to read each of the stars and to help you think about all the different ways that you are amazing.</p>
15 mins	<p align="center">Storytime</p> <p>Login into your Microsoft Teams account and listen to today's story.</p>

Days of the Week Handwriting Practice

Monday

Tuesday

Wednesday

Thursday

Friday

Monday

Tuesday

Wednesday

Thursday

Friday

Ten Frames

NOTE: This is a blank ten frame template which can be used in your own way. Use manipulatives/objects, mark, draw or write to represent numbers.

Workout Bursts

Low Sprint Shuffle

1. Crouch your body down.
2. Run quickly on the spot.
3. Pump your arms.
4. Turn to the middle and the side.
5. Make sure you have fast feet.


Marching on the Spot

1. Stand with your feet hip-width apart.
2. Lift one foot and then the other.
3. Stay on the same spot.
4. Lift your knees up high, keeping your back straight.
5. Pump your arms as well.



Climb the Rope

1. Pretend to climb a rope!
2. Reach your hands above your head one at a time and pull the rope down.
3. Lift your knees high and climb on the spot.



Star Jumps

1. Start with your feet close together.
2. Jump and land with your feet wide apart.
3. Stretch your arms out above your head.
4. Jump your feet in and your arms down.

Squat

1. Start with your feet a bit wider than your shoulders.
2. Squat down as if you're sitting into a chair.
3. Stand up tall again.
4. Keep a straight back.

I Am an Amazing Person!

Read and complete the sentences below.

You can draw or write the answers.

I am really good at...

I am proud of myself when...

I know people like me because they...

My special talent is ...

I feel good about myself when I...

I am a good brother/sister/son/daughter because...

I am a good classmate because...

I am a special friend because...



Day 4	
30 mins	<p align="center">Get active / wake up shake up</p> <p>Everyone morning we are going to do some exercise to wake up our bodies and brain ready for learning! Log into your Microsoft Teams account and use the Sway document called Wake up shake up. All of the videos for the week on in here so you can choose which one you want to do!</p>
10 mins	<p align="center">Handwriting</p> <p>Complete the high frequency word sheet in your pack or copy these words into your book in your best handwriting - the said today about do of come they</p>
40 mins	<p align="center">Maths</p> <p>Logon to Microsoft Teams to complete the lesson on Maths Sway day 4. To warm up your brain can you find the missing numbers in these sequences?</p> <p align="center">12, __, __, 15, __ 8, __, __, __, 12 16, __, __, 19, __</p> <p>Today in maths you will be continuing to subtract. You will use a part whole model and objects to solve these calculations.</p> <p align="center">13 - 8 = 15 - 6 = 11 - 4 = 17 - 9 = 12 - 3 = 18 - 9 = 14 - 6 = 16 - 8 =</p>
Break	
20 mins	<p align="center">Phonics</p> <p>Today we are going to learn the sounds air, ure and er. Complete the Letters and Sounds lesson below by clicking on the link. You may need your whiteboard and pen.</p> <p align="center">https://tinyurl.com/yxibtba8v</p>
30 mins	<p align="center">Literacy</p> <p>Today we are going to be learning about suffixes. We are going to explore how adding s or es changes a word from a singular (one) to a plural (more than one).</p> <p>Log into your Purple Mash account and complete the activity fruit tree word spot. Then in your pack there is a worksheet called noun suffixes. Complete this to practise reading and writing singular and plural nouns.</p>
Lunch	
15 mins	<p align="center">Reading</p> <p>Real and Alien words: Find your 'real and alien words' sheet in your pack. Remember, when we read words we 'look at the letters, make the sounds and blend the sounds together'. If it sounds silly it will be an alien word. Read each word carefully and colour in the real words</p> <p>Don't forget to spend 10 minutes reading to an adult. Once you have finished, ask them to sign your Reading Superstars sheet. Remember, when you have filled in your entire sheet you will be able to choose a prize when back at school!</p>
15 mins	<p align="center">Wellbeing</p> <p>Log onto your Microsoft Teams and look at the forth activity on the Sway Spring 1 - Week 3 - Wellbeing.</p>
30 mins	<p align="center">Science</p> <p>Today we are going to be learning about different types of weather and seasons. Complete the lesson below using this link.</p> <p align="center">https://tinyurl.com/y6ycaulk</p>
Break	
10 mins	<p align="center">Character Muscle - Humour</p> <p>We are going to look at working our humour muscle today as we know that laughing and having a good sense of humour can help us to feel better. Take a look at some of the poetry on Michael Rosen's you tube channel.</p> <p align="center">https://tinyurl.com/y9cm7zur</p> <p>Listening to his poetry often makes us smile at school. 'Chocolate Cake' and 'Don't do' are two of our favourites. You might find others that you like.</p>
15 mins	<p align="center">Storytime</p> <p>Login to you Microsoft Teams account and listen to the daily story.</p>

the

a

do

to

today

of

said

says

are

were

was

is

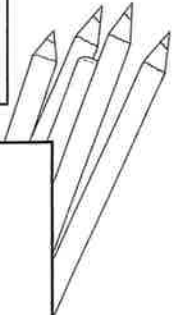
Phase 3 Real and Nonsense Words

Can you spot which words are real and which are nonsense below?

Fill in your key with a different colour for real words and nonsense words and then colour in the correct boxes below.

Real Words	<input type="checkbox"/>	Nonsense Words	<input type="checkbox"/>
------------	--------------------------	----------------	--------------------------

fear	hop	cash	goap
thip	will	yexot	shock
jight	chax	cook	chang
zog	jam	yair	song
turn	chep	join	corfer




Date _____

Name _____

Regular plural noun suffixes

The suffixes -s or -es and their effect on the meaning of the noun.



Choose the correct words to complete the sentences

cow

fox

birds

cat

cats

fish

foxes

tree

boxes

box

glasses

frog

There is a _____ in the barn.

There are _____ in the wood.

There is a _____ in the tree.

The farmer has _____.

There are three _____ on the _____.

-s or -es

Can you work out the correct plural of these words? Cross out the wrong one.

boxs or boxes

cats or cates

buss or buses

bikes or bikees

matchs or matches

bananas or bananaes

dishs or dishes

Challenge: Write some more sentences about the farmyard.

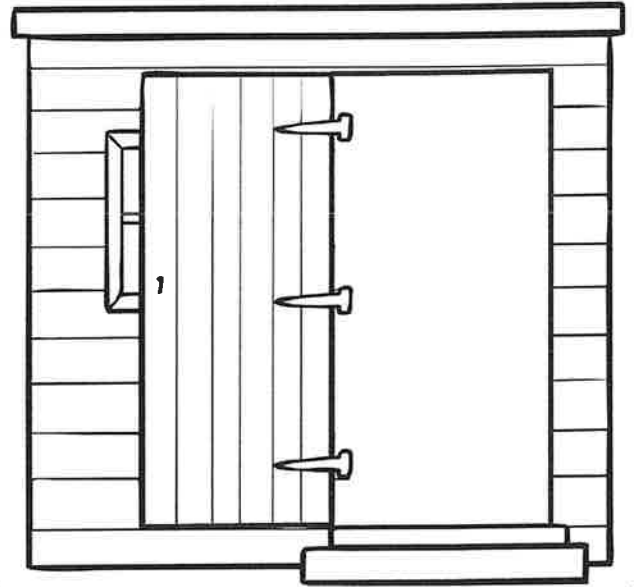
Phase 3 Early Reading Comprehension Activity 10

Read the sentence. Add the information to the picture.

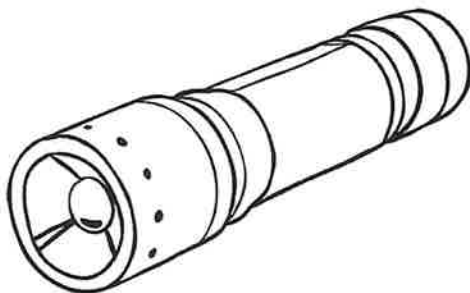
You bow down to the king.




Look at the tools in the shed.



It is light now that the
torch is on.



I can see a dog in the cart.




Day 5	
30 mins	<p>Get active / wake up shake up</p> <p>Everyone morning we are going to do some exercise to wake up our bodies and brain ready for learning! Log into your Microsoft Teams account and use the Sway document called Wake up shake up. All of the videos for the week on in here so you can choose which one you want to do!</p>
10 mins	<p>Handwriting</p> <p>Choose either your home reader book or a favourite book from home. Choose a page from the book and copy out the sentences from that page into your homework book. Take care to form each letter correctly and don't forget to include finger spaces, capital letters and full stops. Challenge: Can you draw a picture underneath to show that you have understood what you have read?</p>
40 mins	<p>Maths</p> <p>Follow this link for today's maths lesson - You will be looking at your knowledge of number bonds to help you subtract.</p> <p>https://tinyurl.com/y3cp8io9</p>
Break	
20 mins	<p>Phonics</p> <p>Today we will be revising sounds. Click on the link below and complete the Letters and Sounds lesson. You may need your whiteboard and pen.</p> <p>https://tinyurl.com/yxqq2xom</p>
30 mins	<p>Literacy</p> <p>Today you are going to be adding suffixes to verbs. Watch the video and complete the activities on the link below.</p> <p>https://tinyurl.com/sfk437y</p> <p>Then complete the verb suffix sheet in your pack.</p>
Lunch	
15 mins	<p>Reading</p> <p>Look at the reading comprehension sheet in your pack. Read the sentence and draw the information on the picture.</p>
15 mins	<p>Wellbeing</p> <p>Log onto your Microsoft Teams and look at the fifth activity on the Sway Spring 1 - Week 3 - Wellbeing.</p>
30 mins	<p>Non-Core - Internet Safety</p> <p>It is important to keep safe when we are online. Have a go at playing the game on this link about Internet safety https://www.thinkuknow.co.uk/8_10/</p>
Break	
10 mins	<p>Character Muscle - Perseverance</p> <p>Visit Michael Rosen's channel again today. Today you will be working your perseverance character muscle. You are going to practise and attempt to recite one of Michael Rosen's poems. You will need to be committed to this and show dedication so that you are able to learn the words. You could practise reciting any poem that you enjoy. The words to don't do are in the pack.</p>
15 mins	<p>Storytime</p> <p>Login to your Microsoft Teams account and listen to today's story.</p>

Date _____

Name _____

Verb suffixes

Suffixes that can be added to verbs where no change is needed in the spelling of root words.



Choose the correct words to complete the sentences and colour the picture in the right colours.

- wearing
- singing
- helped
- thinking
- carrying
- watches

The wolf is _____ a blue hat.

Anna is _____ a pink bag.

The wolf is _____ about taking the bag.

The woodcutter _____ the wolf.

The red bird is _____.

The wood cutter _____granny.

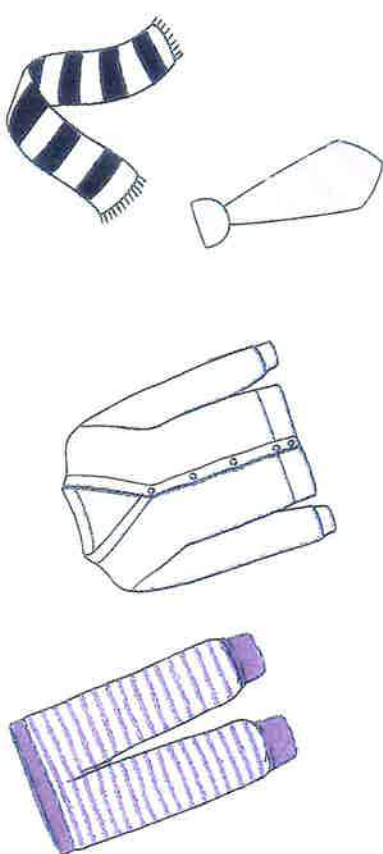
Challenge: Use these words in your own sentences

- helping
- jumped
- catches
- pushed
- looked

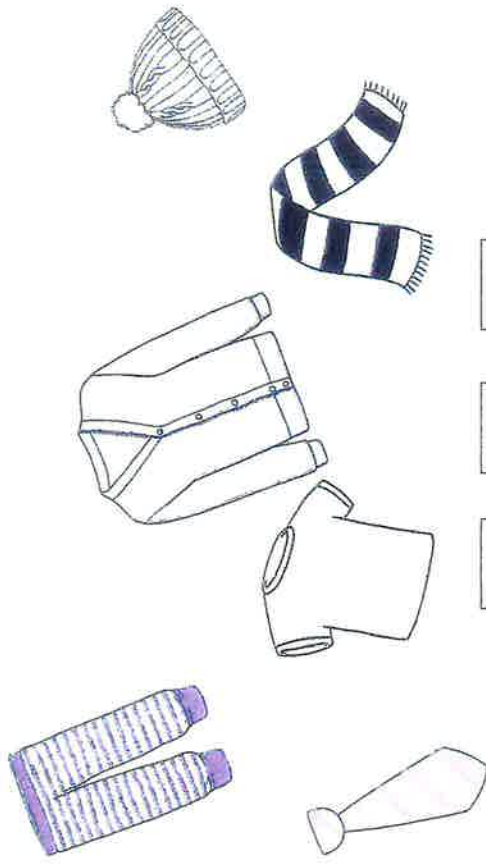
For more fantastic resources visit us at www.purplemash.com or follow us on Social Media
Twitter: [@2simplesoftware](https://twitter.com/2simplesoftware) and Facebook: <https://www.facebook.com/2Simpleuk/>



Forgetful Freddie



$$\boxed{12} - \boxed{4} = \boxed{}$$



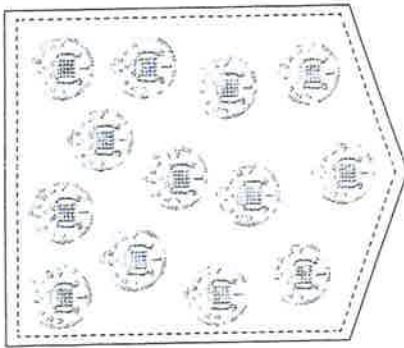
$$\boxed{14} - \boxed{6} = \boxed{}$$



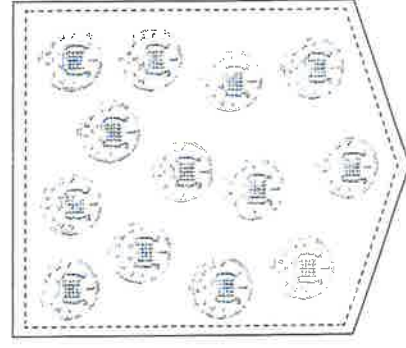
Forgetful Freddie

I can count back to subtract.

How much money does Freddie have left? Use your pennies and Freddie's Pocket to help you. Then, draw jumps on the number line.



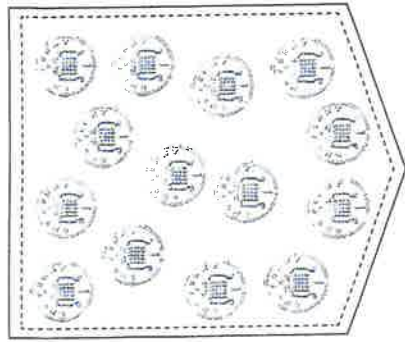
$$\boxed{13} - \boxed{2} = \boxed{}$$



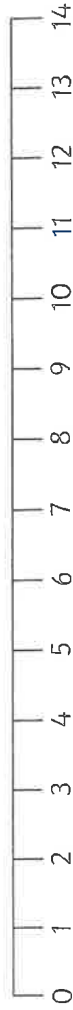
$$\boxed{13} - \boxed{5} = \boxed{}$$



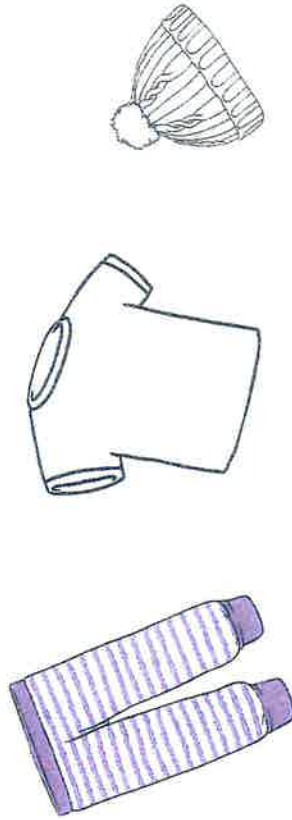
Forgetful Freddie



$$\boxed{14} - \boxed{4} = \boxed{}$$



Some of Freddie's washing is blowing away. How much washing does Freddie have left? Count back to find out. Then, draw jumps on the number line.



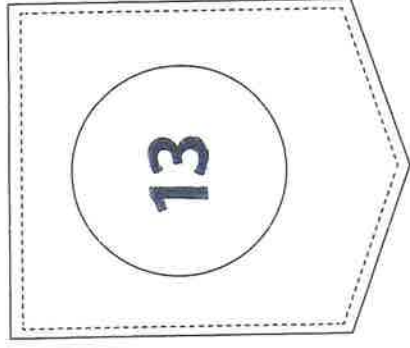
$$\boxed{14} - \boxed{3} = \boxed{}$$



Forgetful Freddie

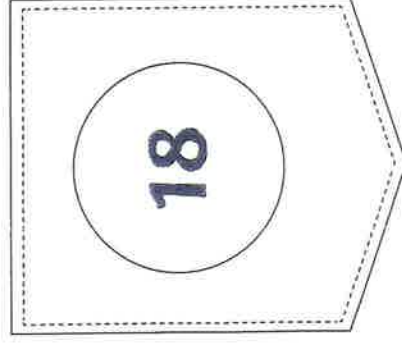
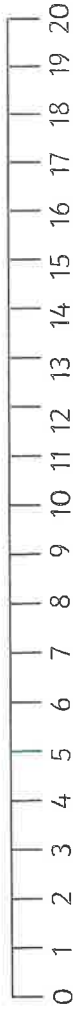
I can count back to subtract.

How much money does Freddie have left? Count back to find out. Then, draw jumps on the number line.



2 fall out

$$\boxed{13} - \boxed{2} = \boxed{}$$



4 fall out

$$\boxed{18} - \boxed{} = \boxed{}$$

